

HFLS1A-508/MBXX

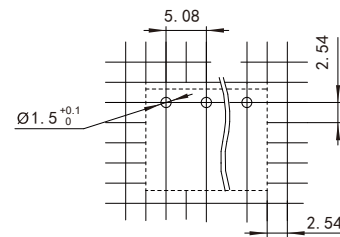
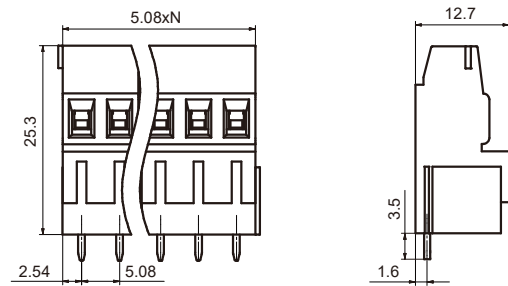
PCB terminal block with screw



DIMENSIONAL DRAWING

OUTLINE DIMENSIONS, WIRING DIAGRAM

Unit:mm



FEATURES

- PCB terminal block by screw connection
- Use screwdriver to disassemble, torque is 0.4 N·m

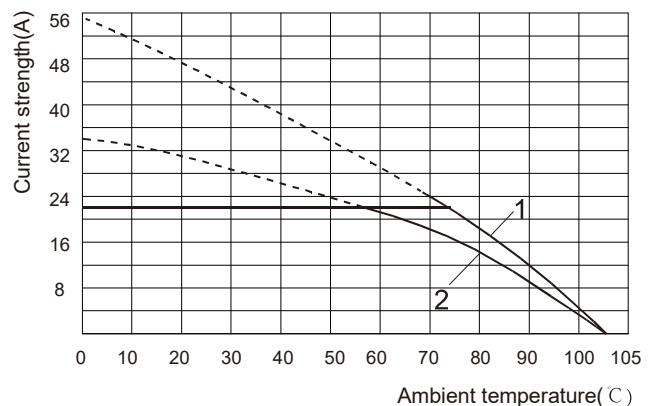
SPECIFICATION

Load	10A 300V (UL standard) 17.5A 250V (IEC standard)
Poles	2~24
Pitch	5.08mm
Conductor Cross Section	0.2~2.5mm ² /26-14 AWG
Rated Dielectric Strength	2200Vac/min
Rated Withstand Pulse Voltage	4kV
Ambient Temperature	-40 C ~105 C
Striping Length	7mm
Tightening Torque	0.4N·m
Insulation Material Type/Insulation Material Group	PA/I

- Remark: 1) In case of no tolerance shown in outline dimension: outline dimension ≤ 1 mm, tolerance should be ± 0.2 mm; outline dimension > 1 mm and ≤ 5 mm, tolerance should be ± 0.3 mm; outline dimension > 5 mm, tolerance should be ± 0.4 mm.
2) The tolerance without indicating for PCB layout is always ± 0.1 mm.

CHARACTERISTIC CURVES

CURRENT CARRYING CAPACITY CURVE



- Notes:
Curve 1: HFLS1A-508/MA2-GN coordinate with HFLS1A-508/MA3-GN
Curve 2: HFLS1A-508/MAB2-GN coordinate with HFLS1A-508/MAB3-GN

ORDERING DATA

TYPE	POLES	PCS/BOX
HFLS1A-508/MB2-GN	2	160
HFLS1A-508/MB3-GN	3	110
HFLS1A-508/MB4-GN	4	80
HFLS1A-508/MB5-GN	5	70
HFLS1A-508/MB6-GN	6	50
HFLS1A-508/MB7-GN	7	50
HFLS1A-508/MB8-GN	8	40
HFLS1A-508/MB9-GN	9	40
HFLS1A-508/MB10-GN	10	30
HFLS1A-508/MB11-GN	11	30
HFLS1A-508/MB12-GN	12	30
HFLS1A-508/MB13-GN	13	30

TYPE	POLES	PCS/BOX
HFLS1A-508/MB14-GN	14	20
HFLS1A-508/MB15-GN	15	20
HFLS1A-508/MB16-GN	16	20
HFLS1A-508/MB17-GN	17	20
HFLS1A-508/MB18-GN	18	20
HFLS1A-508/MB19-GN	19	20
HFLS1A-508/MB20-GN	20	20
HFLS1A-508/MB21-GN	21	20
HFLS1A-508/MB22-GN	22	20
HFLS1A-508/MB23-GN	23	10
HFLS1A-508/MB24-GN	24	10

Disclaimer:

The specification is for reference only. See to "Terminology and Guidelines" for more information. Specifications subject to change without notice.

We could not evaluate all the performance and all the parameters for every possible application. Thus the user should be in a right position to choose the suitable product for their own application. If there is any query, please contact Hongfa for the technical service. However, it is the user's responsibility to determine which product should be used only.

@ Xiamen Hongfa Electroacoustic Co., Ltd. All rights of Hongfa are reserved.