


HFLS1E11-381

Plug-in terminal block



FEATURES

- Adopt screw lift connection technology
- Easy to connect and remove the end of the wire using screwdriver
- Plug-in direction is parallel to wire axis direction
- Includes fixed screw flange, it's more reliable if combined with socket with screw

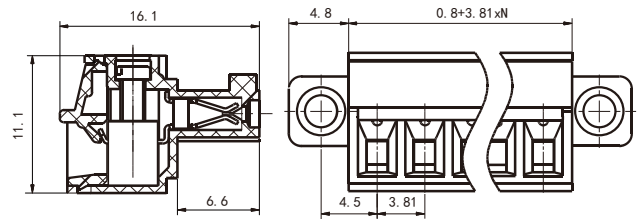
SPECIFICATION

Load	8A 300V (ULstandard) 8A 250V (IEC standard)
Poles	2~24
Pitch	3.81mm
Conductor Cross Section	0.2~1.5mm ² /28-16 AWG
Rated Dielectric Strength	1400Vac/min
Rated Withstand Pulse Voltage	2.5kV
Ambient Temperature	-40 C ~105 C
Stripping Length	7mm
Insulation Material Type/Insulation Material Group	PA/I

DIMENSIONAL DRAWING

OUTLINE DIMENSIONS, WIRING DIAGRAM

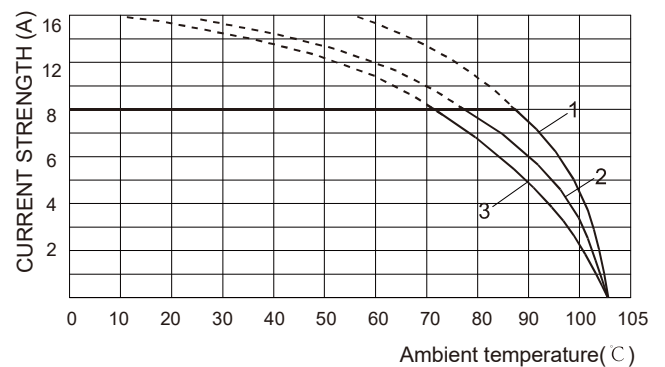
Unit:mm



Remark: 1) In case of no tolerance shown in outline dimension: outline dimension $\leq 1\text{mm}$, tolerance should be $\pm 0.2\text{mm}$; outline dimension $> 1\text{mm}$ and $\leq 5\text{mm}$, tolerance should be $\pm 0.3\text{mm}$; outline dimension $> 5\text{mm}$, tolerance should be $\pm 0.4\text{mm}$.
2) The tolerance without indicating for PCB layout is always $\pm 0.1\text{mm}$.

CHARACTERISTIC CURVES

CURRENT CARRYING CAPACITY CURVE



Notes: Curve 1: HFLS1C-381/S2-GN coordinate with HFLS1D-381/S2-GN
Curve 2: HFLS1C-381/S5-GN coordinate with HFLS1D-381/S5-GN
Curve 3: HFLS1C-381/S12-GN coordinate with HFLS1D-381/S12-GN

ORDERING DATA

TYPE	POLES	PCS/BOX
HFLS1E11-381/S2-GN	2	30
HFLS1E11-381/S3-GN	3	30
HFLS1E11-381/S4-GN	4	30
HFLS1E11-381/S5-GN	5	30
HFLS1E11-381/S6-GN	6	30
HFLS1E11-381/S7-GN	7	30
HFLS1E11-381/S8-GN	8	30
HFLS1E11-381/S9-GN	9	30
HFLS1E11-381/S10-GN	10	30
HFLS1E11-381/S11-GN	11	20
HFLS1E11-381/S12-GN	12	20
HFLS1E11-381/S13-GN	13	20
HFLS1E11-381/S14-GN	14	20
HFLS1E11-381/S15-GN	15	20
HFLS1E11-381/S16-GN	16	20
HFLS1E11-381/S17-GN	17	10
HFLS1E11-381/S18-GN	18	10
HFLS1E11-381/S19-GN	19	10
HFLS1E11-381/S20-GN	20	10
HFLS1E11-381/S21-GN	21	10
HFLS1E11-381/S22-GN	22	10
HFLS1E11-381/S23-GN	23	10
HFLS1E11-381/S24-GN	24	10

Disclaimer:

The specification is for reference only. See to "Terminology and Guidelines" for more information. Specifications subject to change without notice. We could not evaluate all the performance and all the parameters for every possible application. Thus the user should be in a right position to choose the suitable product for their own application. If there is any query, please contact Hongfa for the technical service. However, it is the user's responsibility to determine which product should be used only.

@ Xiamen Hongfa Electroacoustic Co., Ltd. All rights of Hongfa are reserved.