


HFLS1D11-508

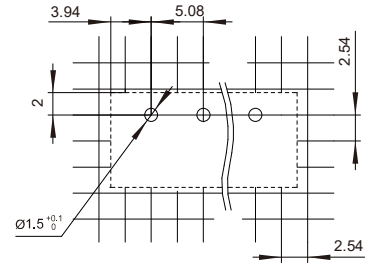
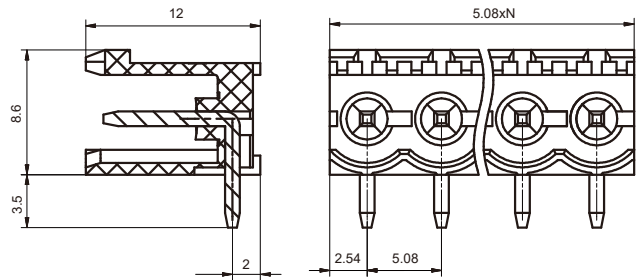
Plug-in terminal block



DIMENSIONAL DRAWING

OUTLINE DIMENSIONS, WIRING DIAGRAM

Unit:mm



FEATURES

- Standard needle type connector
- Without side panel
- The plug-in direction is parallel to PCB

SPECIFICATION

Load	15A 300V (ULstandard) 12A 250V (IEC standard)
Poles	2~16
Poles	5.08mm
Rated Dielectric Strength	2200Vac/min
Rated Withstand Pulse Voltage	4kV
Ambient Temperature	-40 C ~105 C

Remark: 1) In case of no tolerance shown in outline dimension: outline dimension $\leq 1\text{mm}$, tolerance should be $\pm 0.2\text{mm}$; outline dimension $> 1\text{mm}$ and $\leq 5\text{mm}$, tolerance, should be $\pm 0.3\text{mm}$; outline dimension $> 5\text{mm}$, tolerance should be $\pm 0.4\text{mm}$.
2) The tolerance without indicating for PCB layout is always $\pm 0.1\text{mm}$.

ORDERING DATA

TYPE	POLES	PCS/BOX
HFLS1D11-508/S2-GN	2	410
HFLS1D11-508/S3-GN	3	280
HFLS1D11-508/S4-GN	4	210
HFLS1D11-508/S5-GN	5	170
HFLS1D11-508/S6-GN	6	140
HFLS1D11-508/S7-GN	7	120
HFLS1D11-508/S8-GN	8	110
HFLS1D11-508/S9-GN	9	90
HFLS1D11-508/S10-GN	10	90
HFLS1D11-508/S11-GN	11	80
HFLS1D11-508/S12-GN	12	70
HFLS1D11-508/S13-GN	13	70
HFLS1D11-508/S14-GN	14	60
HFLS1D11-508/S15-GN	15	60
HFLS1D11-508/S16-GN	16	50

Disclaimer:

The specification is for reference only. See to "Terminology and Guidelines" for more information. Specifications subject to change without notice. We could not evaluate all the performance and all the parameters for every possible application. Thus the user should be in a right position to choose the suitable product for their own application. If there is any query, please contact Hongfa for the technical service. However, it is the user's responsibility to determine which product should be used only.

© Xiamen Hongfa Electroacoustic Co., Ltd. All rights of Hongfa are reserved.