

HFLPR6 socket series

POWER CONNECTOR



Features

- The contact are made of copper alloys with high conductivity
- It has the characteristics of reliable connection, soft insertion, low contact resistance and high current carrying density
- The use of crown springs for contact ensures contact reliability
- Power distribution module for DC charging station, also suitable for industrial equipment electricity Source module
- Mating With: HFLPR6 plug series power connector

RoHS compliant

ELECTRICAL DATA

Rated Voltage	Ø5 Pin	1000VAC		
	Ø0.76Pin	48VDC		
Rated current	Ø5 Pin	80A		
	Ø0.76Pin	3A		
Condition		Normalcy	After environmental testing	Testing voltage (DC 50HZ)
Voltage Proof	Between Ø5 Pin	3000VAC	1500VAC	
	Between Ø0.76 Pin	1000VAC	500VAC	
	Between Ø5 Pin and Ø0.76 Pin	3000VAC	1500VAC	
Contact Resistance	Ø5 Pin	≤0.4mΩ	≤0.8mΩ	
	Ø0.76Pin	≤12mΩ	≤24mΩ	
Insulation Resistance		≥3000MΩ	≥100MΩ	500V±50

Notes: 1) The data shown above are initial values.

STORAGE REQUIREMENT

Environment temperature	-10℃ to +40℃
Humidity	80% Max
Ambient gas	No acidity, No alkalescence and other corrosive gas
Stockpile period	Doesn't exceed one year from production date

Notes: 1) The data shown above are initial values.

CHARACTERISTICS

Temperature Range	-40℃ to 125℃
Salt Mist	48h
Constant heat and humidity	40℃, Relative humidity of 95%, steady-state damp heat effect for 96 h ²⁾
Temperature life	432 hours at 125±5℃ ²⁾
Thermal Shock	-40℃(30 min), +125℃(30 min), 5 times ²⁾
Mechanical Shock	Acceleration of 30g, half sine wave, lasting 11 ms, ±X, ±Y, ±Z direction 3 times each, the current instantaneous break time is less than 1μs
Vibration	Frequency 10Hz ~ 500Hz ~ 10Hz, displacement amplitude 0.75mm,each vertical direction lasts for 55 min,the current instantaneous break time is less than 1μs
Protection Grade	/
Quality	Approx.28.1g
Marking Mode	Laser etching
Durability	500 Times Min
Termination	Cable crimping

Notes: 1) The data shown above are initial values.

2) No physical damage, electrical and mechanical performance meets sequential tes

3) No physical damage, electrical and mechanical properties meet sequential testing.



HONGFA POWER CONNECTOR SOCKET

2024 Rev. 1.00

ORDERING INFORMATION

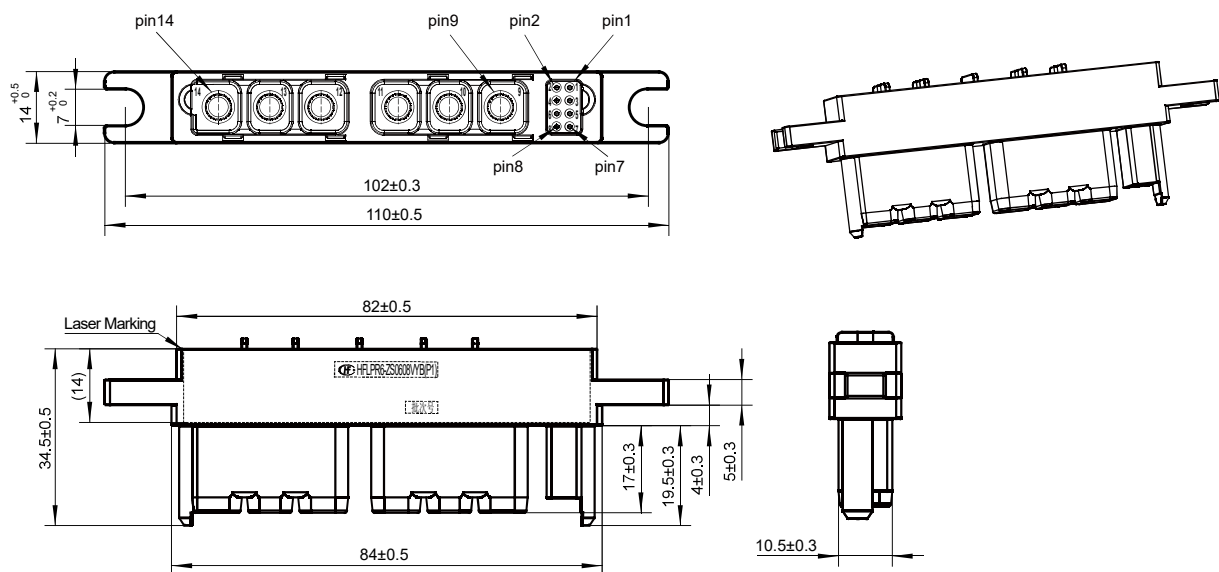
	HFLPR6-	Z	S	06	08	V	Y	Y	G	(XXX)
Type										
Type of Connector	Z: Socket									
Type of Contact	S: Receptacle									
No.of Power Contact	06: Fully loaded with 6 Power Contacts									
No.of Signal Contact	08: Fully loaded with 8 Signal Contacts									
Structural Form	V: Vertical									
Power pin wiring method	Y: Crimping cables									
Signal pin wiring method	B: Welding Y: Crimping cables									
Contact plating	NIL: Silver plated for power parts, gold plated for signal G: Gold plated for both power and signal components									
Special code	XXX: Customer special requirement									

OUTLINE DIMENSIONS AND PC BOARD LAYOUT

Unit: mm

Outline Dimensions

Crimp Socket

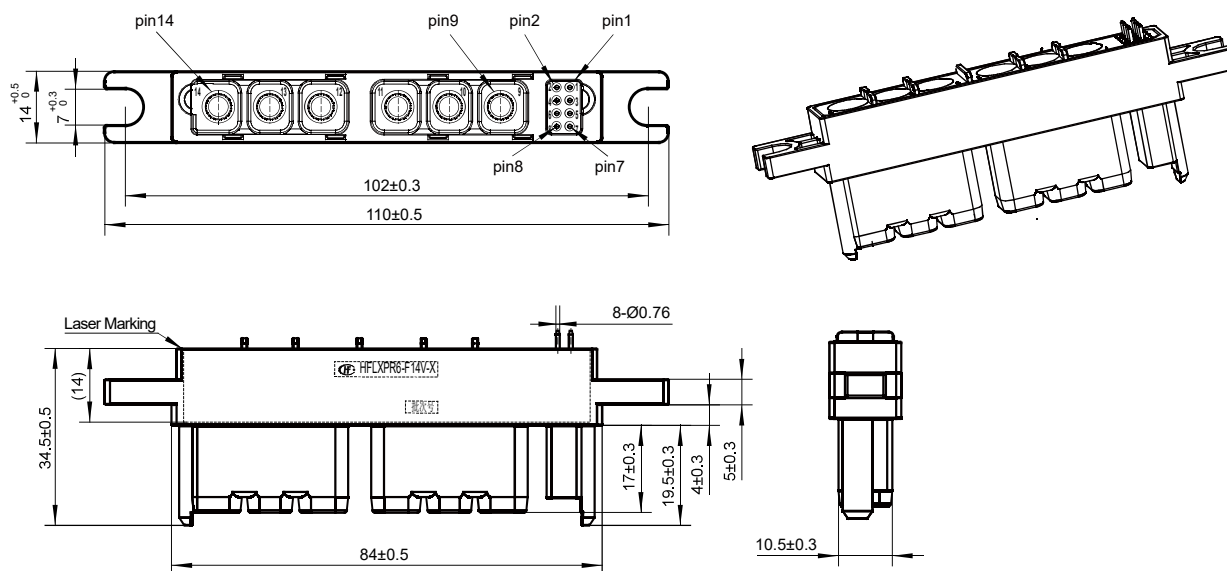


OUTLINE DIMENSIONS AND PC BOARD LAYOUT

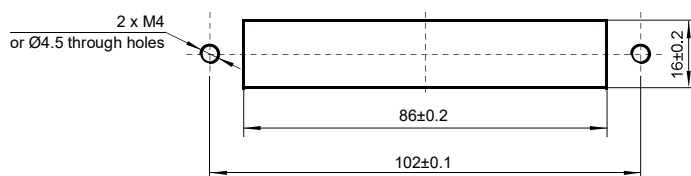
Unit: mm

Outline Dimensions

PCB Socket



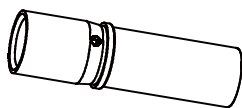
PCB Layout (Bottom view)



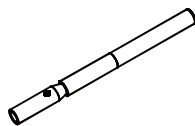
DIMENSION OF RELATED ACCESSORY(Package delivery)

Unit: mm

$\varnothing 5$ Socket component



$\varnothing 0.76$ Socket component (Only crimp)



Assembly screw M4



SELECTION OF PARTS

Serial No.	Part And Components Name	Material	Finishing
1	Mounting Plate	Engineering plastic	/
2	Cover Plate	Engineering plastic	/
3	Ø0.76 Socket	Copper Alloy	Gold plated
4	Ø5 Socket	Copper Alloy	Gold plated / Silver plated

Disclaimer

The specification is for reference only. Specifications subject to change without notice.

We could not evaluate all the performance and all the parameters for every possible application. Thus the user should be in a right position to choose the suitable product for their own application. If there is any query, please contact Hongfa for the technical service. However, it is the user's responsibility to determine which product should be used only.

© Xiamen Hongfa Electroacoustic Co., Ltd. All rights of Hongfa are reserved.