

HFLPR3 socket series

POWER CONNECTOR



Features

- The contact are made of copper alloys with high conductivity
- It has the characteristics of reliable connection, soft insertion, low contact resistance and high current carrying density
- The use of crown springs for contact ensures contact reliability
- Power distribution module for DC charging station, also suitable for industrial equipment electricity Source module
- Mating With: :HFLPR3 plug series power connector

RoHS compliant

ELECTRICAL DATA

Rated Voltage		1000VAC
Rated current		150A
Voltage Proof	Normal	3000VAC
	After environmental test	1500VAC
	After temperature and humidity cycle	1500VAC
Contact Resistance	Normal	0.5mΩ Max
	After environmental test	0.6mΩ Max
Insulation Resistance	Normal	3000MΩ Min
	After environmental test	100MΩ Min
	Test voltage (DC)	500V±50V

Notes: 1) The data shown above are initial values.

STORAGE REQUIREMENT

Environment temperature	-10℃ to +40℃
Humidity	80% Max
Ambient gas	no acidity, no alkalescence and other corrosive gas
Stockpile period	Doesn't exceed one year from production date

Notes: 1) The data shown above are initial values.

CHARACTERISTICS

Temperature Range	-55℃ to 125℃
Voltage surge	/
Salt Mist	48h
Humidity Temperature	40℃, 90% to 95%RH, 96h; No damage to parts ⁽²⁾
Temperature life	432 hours at 125℃ ⁽²⁾
Thermal Shock	-55℃(30 min), +125℃(30 min), 15℃/min, 5 times ⁽³⁾
Mechanical Shock	Acceleration of 100g, half sine wave, last- ing 11 ms, ±X, ±Y, ±Zdirection 3 times each, the current instantaneous break time is less than 1μs ⁽²⁾
Vibration	Frequency 10Hz~ 55Hz~ 10Hz, displacement amplitude 0.75mm, 55Hz~2000Hz~55Hz, acceleration of 15g, the current instantaneous break time is less than 1μs ⁽²⁾
Protection Grade	/
Quality	Approx.73g
Marking Mode	Laser etching
Durability	500 Times Min
Termination	Cable crimping

Notes: 1) The data shown above are initial values.

- 2) Meet the parts without damage, Insulation resistance and withstand voltage meet the requirements of electrical performance parameters.
- 3) The parts should not be damaged, and the contact resistance should meet the requirements of electrical performance parameters.
- 4) Meet the parts without damage, withstand voltage meet the requirements of electrical performance parameters.

ORDERING INFORMATION

	HFLPR3-	Z	S	04	V	Y
Type						
Type of Connector		Z: Socket				
Type of Contact			S: Receptacle			
No.of Power Contact				04: 4 Power Contacts		
Structural Form					V: Vertical	
Power pin wiring method						Y: Crimping cables



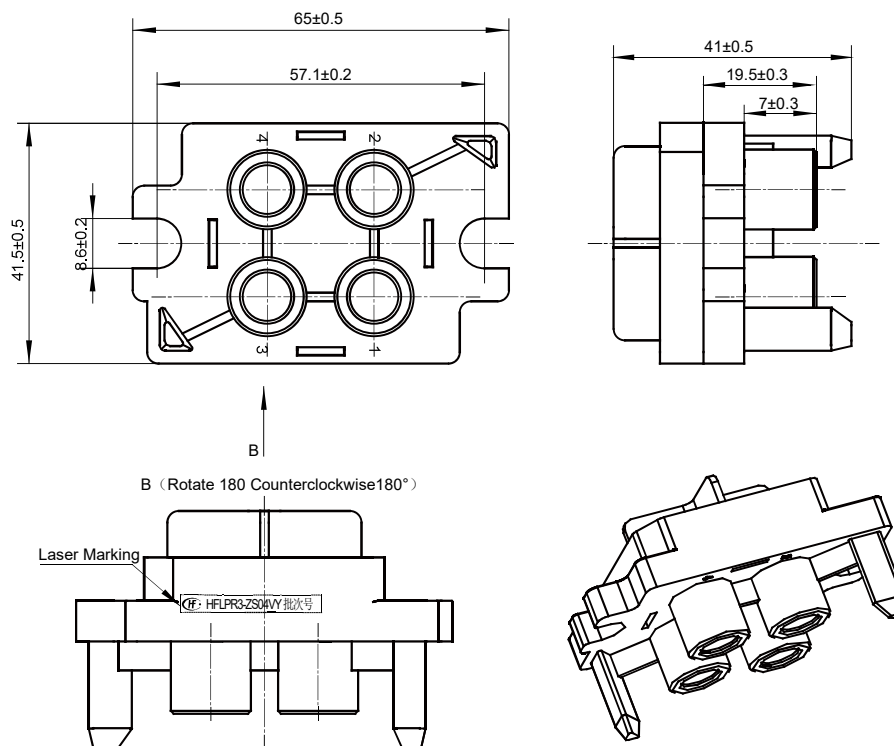
HONGFA POWER CONNECTOR SOCKET

2024 Rev. 1.00

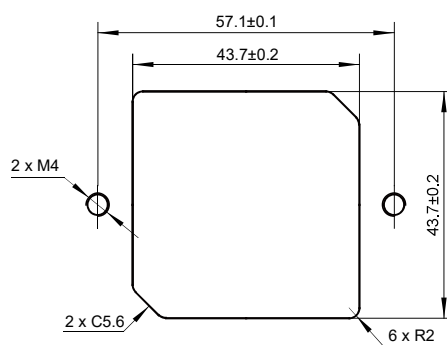
OUTLINE DIMENSIONS AND PC BOARD LAYOUT

Unit: mm

Outline Dimensions



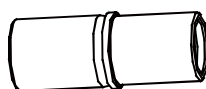
PCB Layout (Bottom view)



DIMENSION OF RELATED ACCESSORY(Package delivery)

Unit: mm

Ø8 Socket



SELECTION OF PARTS

Serial No.	Part And Components Name	Material	Finishing
1	Mounting Plate	engineering plastic	/
2	Cover Plate	engineering plastic	/
3	Ø8 Crown Spring	Copper Alloy	Silver plated
4	Ø8 Socket	Brass	Silver plated
5	2# Claw	Copper Alloy	Cu/Ct-P

PRECAUTIONS FOR USE

1. Adapter cable:

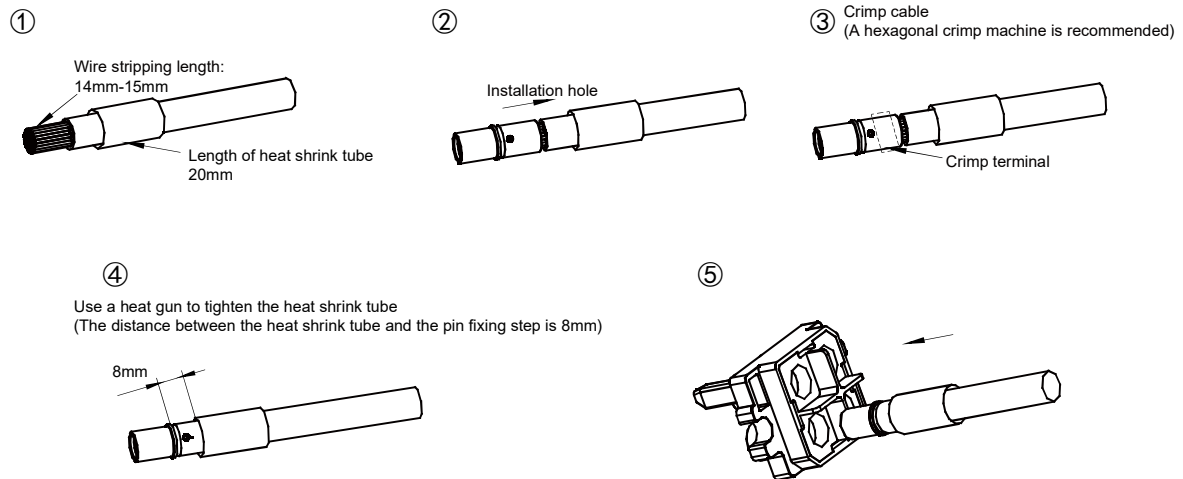
35mm²(Recommended: flame-retardant cable with rated voltage of 300V to 600VAC and temperature resistance of 125°C);

2. Whether the metal jack press line is reliable, refer to the minimum pulling force requirements:

Conductor Cross Section 35mm², minimum pulling force 2058N

3. Outside diameter of metal terminal covered with heat shrink tube after heat shrink: ≤Ø12.0mm

4. The operation process is as follows:



Disclaimer

The specification is for reference only. See to "Terminology and Guidelines" for more information. Specifications subject to change without notice. We could not evaluate all the performance and all the parameters for every possible application. Thus the user should be in a right position to choose the suitable product for their own application. If there is any query, please contact Hongfa for the technical service. However, it is the user's responsibility to determine which product should be used only.

© Xiamen Hongfa Electroacoustic Co., Ltd. All rights of Hongfa are reserved.