

13F Series

PCB Relay Socket



ORDERING INFORMATION

Type	13F	-2Z	-A2
Contact arrangement	2Z: 2 Form C		
Termination & mounting	A2: PCB terminal		


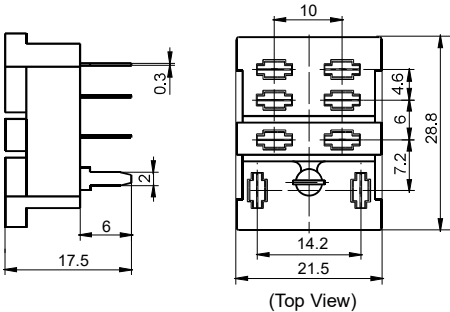
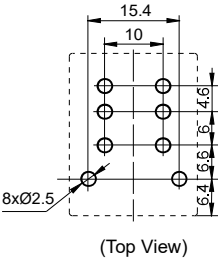
CE cULus
File No.: E253370

CHARACTERISTICS

Type	Nominal Voltage	Nominal Current	Ambient Temperature	Dielectric Strength min.	Screw Torque	Wire Strip Length	Unit weight	Min. package qty.
13F-2Z-A2	250VAC	10A/15A	-40°C to 70°C	2000 Vrms	—	—	Approx.9g	20

Notes: The total current of "*" sockets shall not exceed 20A.

OUTLINE DIMENSIONS, WIRING DIAGRAM AND PC BOARD LAYOUT

Socket (If need accesscry,please order with type.)	Outline Dimensions	PCB Layout	Accessory Available
13F-2Z-A2  PCB Terminal, PCB mounting	 (Top View)	 (Top View)	Metallic retainer: 18FF-H1

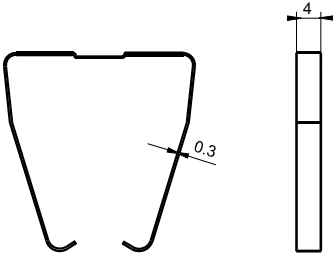
Notes: If need accesscry,please order with type.

DIMENSION OF RELATED ACCESSORY (AVAILABLE)

Unit: mm

Retainer

18FF-H1 (metallic retainer)



选配插座时的注意事项:

1. 请根据实际安装环境、继电器触点组数和继电器引出脚脚位选择合适的继电器插座，选型过程中如有疑问，请与宏发联系以便获取更多的技术支持；
2. 相关配件须另外选配，请您在订货时，务必注明挑选的配件型号；
3. 主要外形尺寸，当外形尺寸 $>50\text{mm}$ 时，公差为 $\pm 1\text{mm}$ ；当 $20\text{mm}<\text{外形尺寸}\leq 50\text{mm}$ 之间时，公差为 $\pm 0.5\text{mm}$ ；当 $5\text{mm}<\text{外形尺寸}\leq 20\text{mm}$ 之间时，公差为 $\pm 0.4\text{mm}$ ，当外形尺寸 $\leq 5\text{mm}$ 时，公差为 $\pm 0.3\text{mm}$ ；
4. 导轨安装时，建议使用DIN标准 $35\times 7.5\times 1$ 、 $35\times 15\times 1$ 的标准导轨。

Disclaimer

The specification is for reference only. See to "Terminology and Guidelines" for more information. Specifications subject to change without notice. We could not evaluate all the performance and all the parameters for every possible application. Thus the user should be in a right position to choose the suitable product for their own application. If there is any query, please contact Hongfa for the technical service. However, it is the user's responsibility to determine which product should be used only.

© Xiamen Hongfa Electroacoustic Co., Ltd. All rights of Hongfa are reserved.