

HFLPR8-ZS05VY(P1)(X1) POWER CONNECTOR SOCKET



Features

- The contact are made of copper alloys with high conductivity
- The use of crown springs for contact ensures contact reliability
- It has the characteristics of reliable connection, soft insertion, low contact resistance and high current carrying density
- Power distribution module for DC charging station, also suitable for industrial equipment electricity Source module
- Mating With: HFLPR8-TP05RB(P1) Power connector plug

RoHS compliant

ELECTRICAL DATA

Rated Voltage	600V
Rated current	85A
Voltage Proof	3000VAC
Contact Resistance	$\leq 0.6\text{m}\Omega$
Insulation Resistance	$\geq 3000\text{M}\Omega$

Notes: 1) The data shown above are initial values.

CHARACTERISTICS

Temperature Range	-55°C to 125°C
Salt Mist	48h
Constant heat and humidity	40°C, Relative humidity of 95%, steady-state damp heat effect for 96 h ²⁾
Temperature life	168 hours at 125±5°C ²⁾
Thermal Shock	-55°C(30 min), +125°C(30 min), 5 times ²⁾
Mechanical Shock	Acceleration of 50g, half sine wave, lasting 11 ms, ±X, ±Y, ±Z direction 3 times each, the current instantaneous break time is less than 1μs
Vibration	Frequency 10Hz ~ 500Hz ~ 10Hz, displacement amplitude 1.52mm, each vertical direction lasts for 55 min, the current instantaneous break time is less than 1μs
Protection Grade	/
Quality	Approx. 69g
Marking Mode	Laser etching
Durability	1000 Times Min
Termination	Cable crimping

Notes: 1) The data shown above are initial values.

2) The parts should not be damaged, and the contact resistance should meet the requirements of electrical performance parameters.

3) No physical damage, electrical and mechanical properties meet sequential testing.

STORAGE REQUIREMENT

Environment temperature	-10°C to +40°C
Humidity	80% Max
Ambient gas	No acidity, No alkalescence and other corrosive gas
Stockpile period	Doesn't exceed one year from production date

Notes: 1) The data shown above are initial values.

ORDERING INFORMATION

Type	HFLXPR8	-ZS	05	V	Y	(P1)(X1)
Type of Contact	Z: Female S: Socket					
No.of Contact	05: 5 Contacts					
Structural Form	V: Vertical					
Termination Form	Y: Crimped Cable					
Extension No.	(P1)(X1): Extension					



HONGFA RELAY

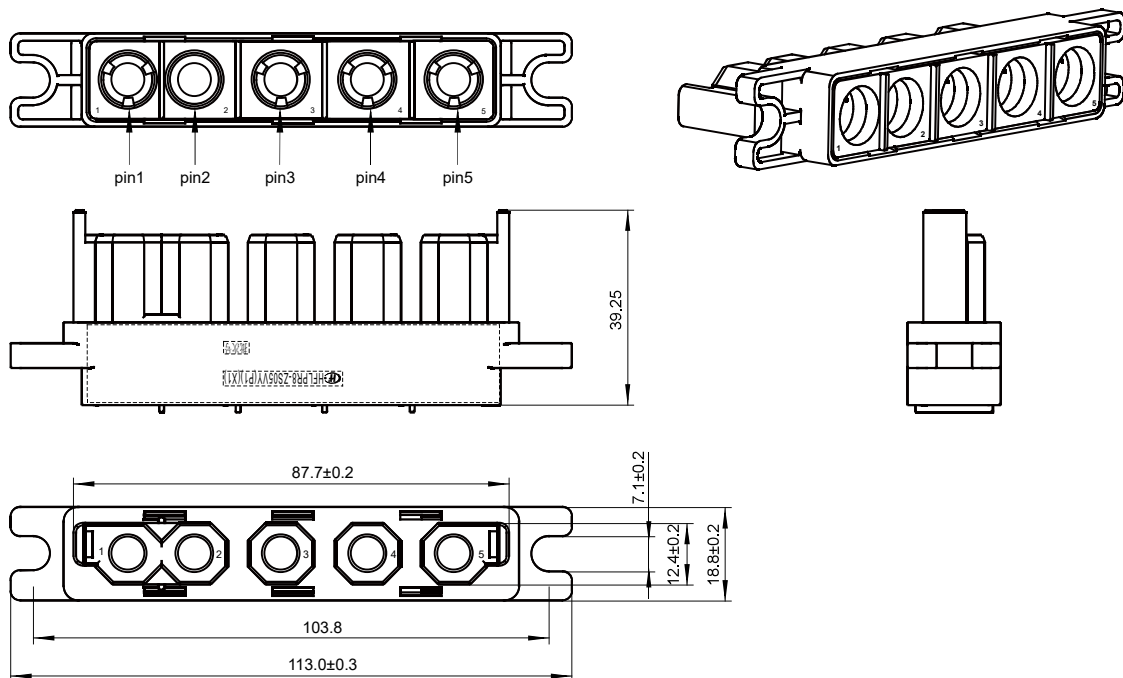
ISO9001, IATF16949, ISO14001, ISO45001, IECQ QC 080000, ISO/IEC 27001 CERTIFIED

2024 Rev. 1.00

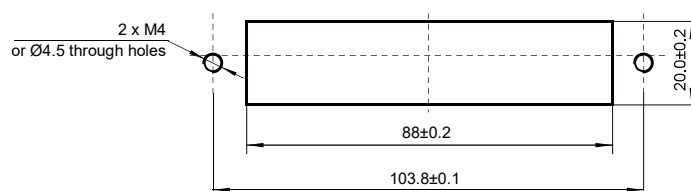
OUTLINE DIMENSIONS AND PC BOARD LAYOUT

Unit: mm

Outline Dimensions



PCB Layout (Bottom view)

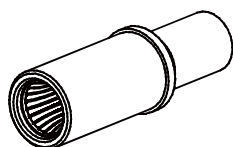


DIMENSION OF RELATED ACCESSORY(Package delivery)

Unit: mm

Ø6.35 Socket component

Assembly screw M4



SELECTION OF PARTS

Serial No.	Part And Components Name	Material	Finishing
1	Ø6.35 Socket	/	/
2	Assembly screw M4	Carbon steel	Galvanized nickel

PRECAUTIONS FOR USE

1. Adapter cable:

10mm² ~ 16mm²(Recommended: 6AWG flame-retardant cable with rated voltage of 600VAC and temperature resistance of 105°C);

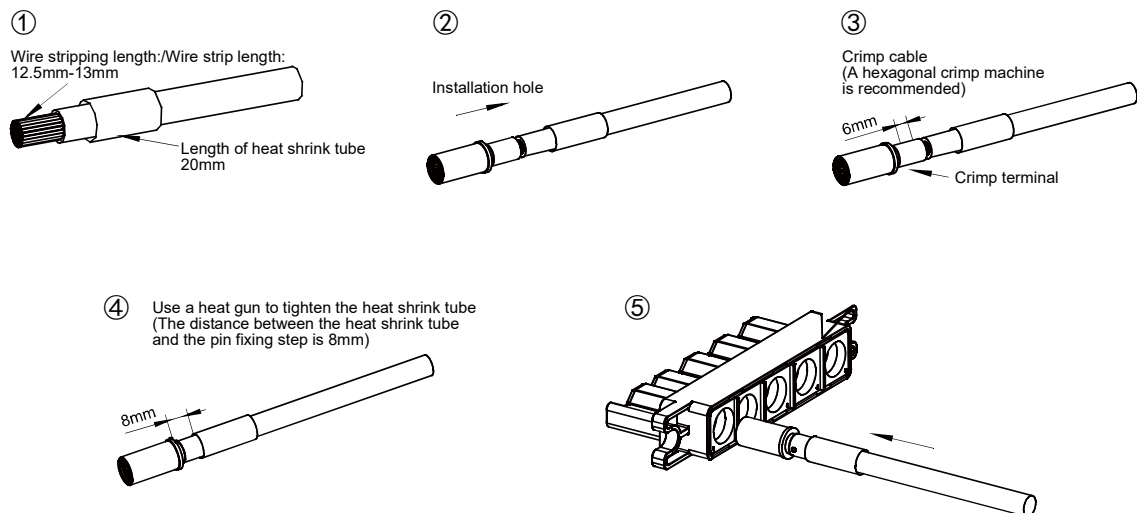
2. Whether the metal jack press line is reliable, refer to the minimum pulling force requirements:

Conductor Cross Section 16mm², minimum pulling force 500N

3. Outside diameter of metal terminal covered with heat shrink tube after heat shrink: ≤8.5mm

4. The operation process is as follows:

Connect the AC input cable (crimp) ◆◆◆



Disclaimer

The specification is for reference only. Specifications subject to change without notice.

We could not evaluate all the performance and all the parameters for every possible application. Thus the user should be in a right position to choose the suitable product for their own application. If there is any query, please contact Hongfa for the technical service. However, it is the user's responsibility to determine which product should be used only.

© Xiamen Hongfa Electroacoustic Co., Ltd. All rights of Hongfa are reserved.