

HF160F

MINIATURE HIGH POWER RELAY



File No.: E134517



File No.: 40024142



File No.: CQC12002072207
CQC18002206453



Features

- 4.5kV dielectric strength (between coil and contacts)
- Heavy load up to 6250VA
- Ideal for motor switching
- PCB & QC layouts
- UL insulation system: Class F

CONTACT DATA

Contact arrangement	1A
Contact resistance ¹⁾	100mΩ max.(at 1A 6VDC)
Contact material	AgSnO ₂ , AgCdO
Contact rating	Resistive: 20A 250VAC Motor: 2HP 240VAC
Max. switching voltage	Resistive: 250VAC
Max. switching current	25A
Max. switching power	6250VA
Mechanical endurance	2 x 10 ⁶ OPS
Electrical endurance	H, HT type: 1 x 10 ⁵ OPS (20A 250VAC, Resistive load, at 60°C, 1.5s on 1.5s off)

Notes: The data shown above are initial values.

COIL

Coil power	Approx. 900mW
------------	---------------

COIL DATA

at 23°C

Nominal Voltage VDC	Pick-up Voltage VDC max. 1)	Drop-out Voltage VDC min. 1)	Max. Voltage VDC *2)	Coil Resistance Ω
5	3.5	0.5	6.0	27.8 x (1±10%)
12	8.4	1.2	14.4	160 x (1±10%)
24	16.8	2.4	28.8	640 x (1±10%)
48	33.6	4.8	57.6	2560 x (1±10%)

Notes: 1) The data shown above are initial values.

2)* Maximum voltage refers to the maximum voltage which relay coil could endure in a short period of time.

CHARACTERISTICS

Insulation resistance		1000MΩ (at 500VDC)
Dielectric strength	Between coil & contacts	4500VAC 1min
	Between open contacts	1000VAC 1min
Operate time (at rated. volt.)		20ms max.
Release time (at rated. volt.)		10ms max.
Temperature rise (at rated. volt.)		60K max.
Shock resistance	Functional	196m/s ²
	Destructive	980m/s ²
Vibration resistance		10Hz to 55Hz 1.5mm DA
Ambient temperature		-40°C to 85°C
Humidity		5% to 85% RH
Termination		PCB & QC
Unit weight		Approx. 26g
Construction		Flux proofed

Notes: The data shown above are initial values.

SAFETY APPROVAL RATINGS

UL/CUL	25A 277VAC
	20A 250VAC
	1HP 120VAC
	2HP 240VAC
VDE	25A 250VAC at 55°C
	20A 250VAC at 85°C

Notes: 1) All values unspecified are at room temperature.

2) Only typical loads are listed above. Other load specifications can be available upon request.



HONGFA RELAY

ISO9001, IATF16949, ISO14001, ISO45001, IECQ QC 080000, ISO/IEC 27001 CERTIFIED

2020 Rev. 1.00

ORDERING INFORMATION

Type	HF160F /	12	-H	5	T	(XXX)
Coil voltage	5, 12, 24, 48VDC					
Contact arrangement	H: 1 Form A					
Termination	5: PCB & QC					
Contact material	T: AgSnO ₂ Nil: AgCdO					
Special code ³⁾	XXX: Customer special requirement Nil: Standard					

Notes: 1) Water cleaning or surface process is not suggested after the flux-proofed relays are assembled on PCB.

2) Flux-proofed relays can not be used in the environment with pollutants like H₂S, SO₂, NO₂, dust, etc.

3) The customer special requirement express as special code after evaluating by Hongfa.

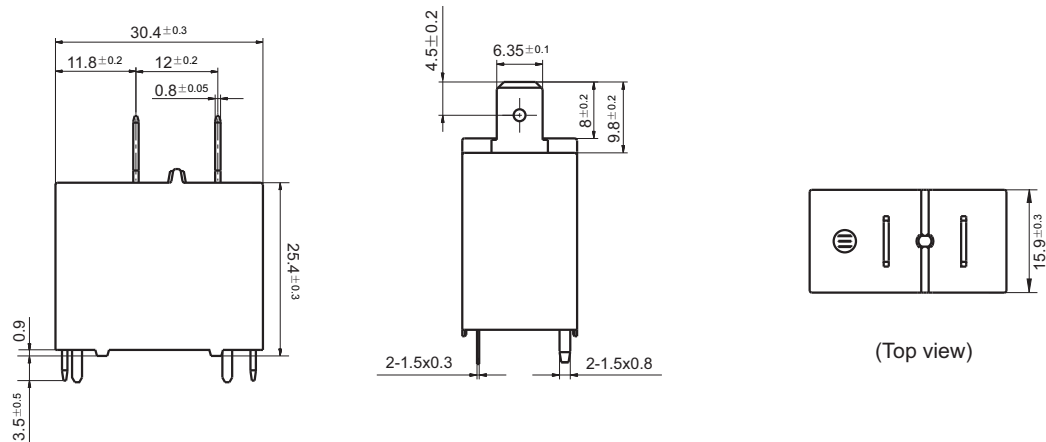
4) Two packing methods available: plastic tray package, tube package, Standard tube packing length is 596mm. Any special requirement needed, please contact us for more details.

5) For products that should meet the explosion-proof requirements of "IEC 60079 series", please note [Ex] after the specification while placing orders. Not all products have explosion-proof certification, so please contact us if necessary, in order to select the suitable products.

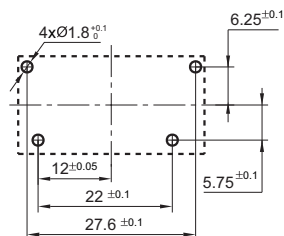
OUTLINE DIMENSIONS, WIRING DIAGRAM AND PC BOARD LAYOUT

Unit: mm

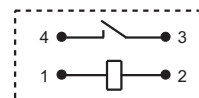
Outline Dimensions



PCB Layout (Bottom view)



Wiring Diagram

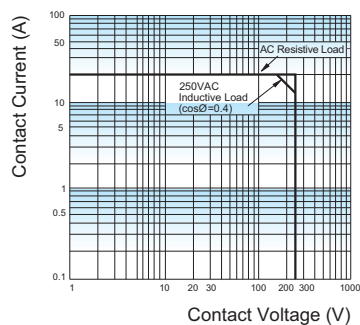


Remark: 1) In case of no tolerance shown in outline dimension: outline dimension ≤ 1 mm, tolerance should be ± 0.2 mm; outline dimension > 1 mm and ≤ 5 mm, tolerance should be ± 0.3 mm; outline dimension > 5 mm, tolerance should be ± 0.4 mm.

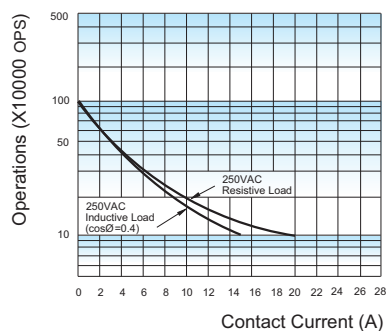
2) The tolerance without indicating for PCB layout is always ± 0.1 mm.

CHARACTERISTIC CURVES

MAXIMUM SWITCHING POWER



ENDURANCE CURVE



Test conditions:

Room temp., 1s on 9s off.

Disclaimer

The specification is for reference only. See to "Terminology and Guidelines" for more information. Specifications subject to change without notice. We could not evaluate all the performance and all the parameters for every possible application. Thus the user should be in a right position to choose the suitable product for their own application. If there is any query, please contact Hongfa for the technical service. However, it is the user's responsibility to determine which product should be used only.

© Xiamen Hongfa Electroacoustic Co., Ltd. All rights of Hongfa are reserved.