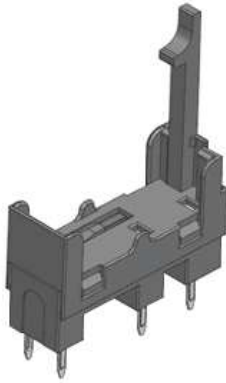


46F Series

PCB Relay Socket



Features

- Latching & detachable function: reliable assembly/disassembly on socket
- Coil-contact dielectric voltage: 4000VAC max
insulation resistance: 1000MΩ
- Mounting: PCB type
- Applicable model: HF46F
- RoHS compliant



File No.: E253370

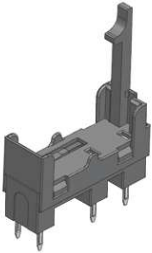
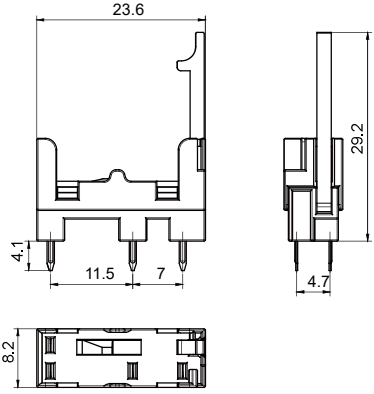
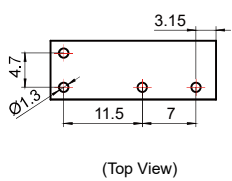
CHARACTERISTICS

Type	Nominal Voltage	Nominal Current	Ambient Temperature	Screw Torque	Wire Strip Length	Unit weight	Min. package qty.
46F-1Z-A1	250VAC	5A	-40°C~70°C	—	—	Approx. 1.7g	100

ORDERING INFORMATION

Type	46F	-1Z	-A1
Contact arrangement	1Z: 1 Form		
Termination & mounting	A1: PCB terminal		

OUTLINE DIMENSIONS, WIRING DIAGRAM AND PC BOARD LAYOUT

Socket (If need accessory, please order with type.)	Outline Dimensions	PCB Layout	Accessory Available
46F-1Z-A1 		 (Top View)	Null

Notes: If need accessory, please order with type.



HONGFA RELAY

ISO9001, IATF16949, ISO14001, ISO45001, IECQ QC 080000, ISO/IEC 27001 CERTIFIED

2025

Rev. 1.01

001

Precautions For Use

For your personal safety and the normal operation of the equipment, as well as to prevent fire, please note the following issues:

- 1.The rated current of the socket should be no less than the rated current of the relay.
- 2.Sockets are required to be firmly fixed to prevent the wiring from loosening and affecting the quality of wiring.
- 3.Be sure to disconnect power to the outlet before installation, disassembly, wiring, maintenance and inspection.
- 4.Prevent foreign objects such as wire shavings from falling inside this product when wiring.
- 5.Be sure to install the relay in place, and use accessories such as retainer if necessary to improve contact reliability. Do not use with incomplete connections.
- 6.Be sure to observe the relay ratings and do not overload the relay.
- 7.Before selecting a relay, make sure that the drive voltage matches the relay excitation voltage.

Things to be noticed when selecting sockets:

1. Please choose suitable relay socket according to the actual mounting environment, relay contact poles and terminal layout. If there is any query on selection, please contact Hongfa for the technical service;
2. Relevant accessories must be selected separately. Please indicate the model of the selected accessories when ordering;
3. The above is only an example of typical socket and related component type which is suitable to HF46F relay. If you have any special requirements, please contact us.
4. Main outline dimension, outline dimension $>50\text{mm}$, tolerance should be $\pm 1\text{mm}$; $20\text{mm}<\text{outline dimension}\leq 50\text{mm}$, tolerance should be $\pm 0.5\text{mm}$; $5\text{mm}<\text{outline dimension}\leq 20\text{mm}$, tolerance should be $\pm 0.4\text{mm}$, outline dimension $\leq 5\text{mm}$, tolerance should be $\pm 0.3\text{mm}$;
5. DIN rail mounting: recommend to use standard rail $35\times 7.5\times 1\text{mm}$, $35\times 15\times 1\text{mm}$.

Disclaimer

The specification is for reference only. See to "Terminology and Guidelines" for more information. Specifications subject to change without notice. We could not evaluate all the performance and all the parameters for every possible application. Thus the user should be in a right position to choose the suitable product for their own application. If there is any query, please contact Hongfa for the technical service. However, it is the user's responsibility to determine which product should be used only.

© Xiamen Hongfa Electroacoustic Co., Ltd. All rights of Hongfa are reserved.