

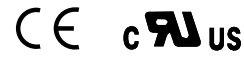
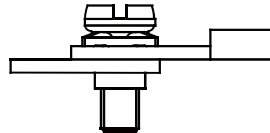
157F Series

Gasket screw Relay Socket



ORDERING INFORMATION

Type	157F	-2Z	-C1
Contact arrangement	1Z: 1 Form C 2Z: 2 Form C		
Termination & mounting	C1/C2: Gasket screw terminal		


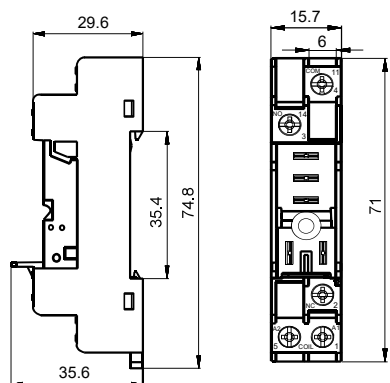
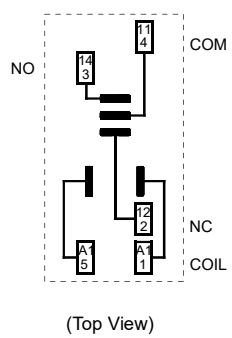


File No.:E253370

CHARACTERISTICS

Type	Nominal Voltage	Nominal current	Ambient Temperature	Dielectric Strength	Screw torque	Wire stripping length	Unit weight Approx.	Min. package qty.
157F-1Z-C2	250VAC/VDC	12A	-40°C-70°C	4000VAC(Between coil & contacts) 1000VAC(Homopolar contacts) 3000VAC(Heterospolar contacts)	1.0N·m	7mm	28g	50
157F-2Z-C1	250VAC/VDC	8A/10A	-40°C-70°C	4000VAC(Between coil & contacts) 1000VAC(Homopolar contacts) 3000VAC(Heterospolar contacts)	1.0N·m	7mm	28.2g	36
157F-2Z-C2	250VAC/VDC	8A/10A	-40°C-70°C	4000VAC(Between coil & contacts) 1000VAC(Homopolar contacts) 3000VAC(Heterospolar contacts)	1.0N·m	7mm	28.6g	36

OUTLINE DIMENSIONS, WIRING DIAGRAM AND PC BOARD LAYOUT

Socket (If you need accessories, please order separately)	Outline Dimensions	Wiring Diagram / PCB Layout	Accessory Available
<p>157F-1Z-C2</p>  <p>DIN rail or Screw mounting</p>		 <p>(Top View)</p>	<p>plastic retainer: 157F-H1 metallic retainer: 157F-H2</p>

Notes: *If need accesscry,please order with type.





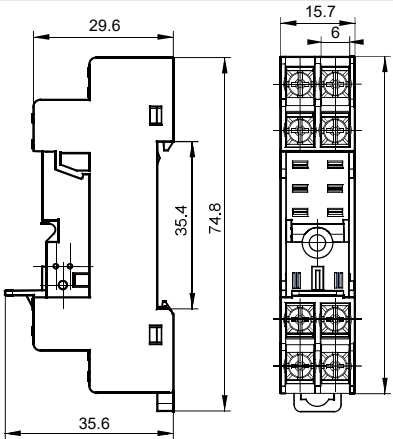
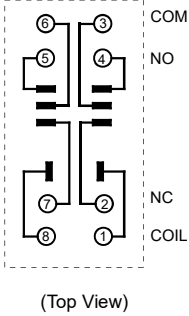


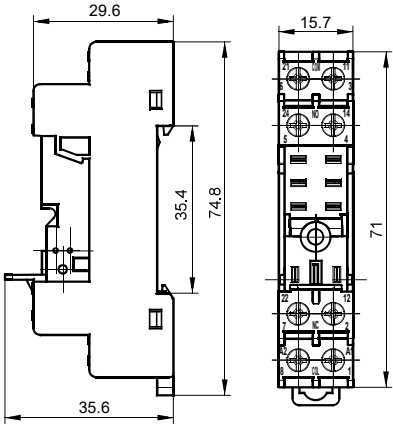
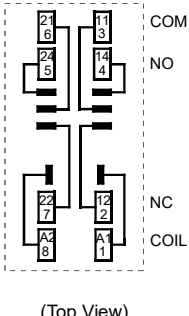
HONGFA RELAY

ISO9001,IATF16949,ISO14001,OHSAS18001,IECQ QC 080000 CERTIFIED

2023 Rev. 2.00

OUTLINE DIMENSIONS, WIRING DIAGRAM AND PC BOARD LAYOUT

Unit: mm

Socket (If you need accessories, please order separately)	Outline Dimensions	Wiring Diagram / PCB Layout	Accessory Available
157F-2Z-C1   File No.:R50502784 DIN rail or Screw mounting		 (Top View)	plastic retainer: 157F-H1 metallic retainer: 157F-H2
157F-2Z-C2   File No.:R50502784 DIN rail or Screw mounting		 (Top View)	plastic retainer: 157F-H1 metallic retainer: 157F-H2

Notes: *If need accesscry,please order with type.

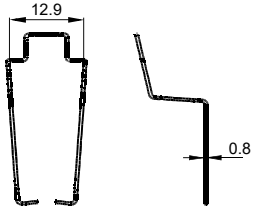
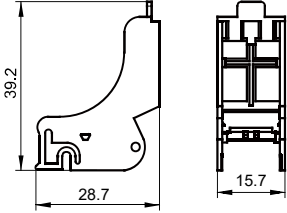
DIMENSION OF RELATED ACCESSORY (AVAILABLE)

Unit: mm

Retainer

157F-H1(Plastic retainer)

157F-H2(metallic retainer)



SELECTION OF PARTS

Type of Relay	Mounting termination	Socket	Retainer	Marker	Module
HF157F/□□□-1Z2□□□1	With button	157F-1Z-C2	157F-H1	14FF-M1	-
HF157F/□□□1Z2□□□2	Without button	157F-1Z-C2	157F-H1	14FF-M1	-
			157F-H2	-	-
HF157F/□□□-2Z2□□□1	With button	157F-2Z-C1	157F-H1	14FF-M1	-
		157F-2Z-C2	157F-H1	14FF-M1	-
HF157F/□□□-2Z2□□□2	Without button	157F-2Z-C1	157F-H1	14FF-M1	-
			157F-H2	-	-
		157F-2Z-C2	157F-H1	14FF-M1	-
			157F-H2	-	-

Things to be noticed when selecting sockets:

1. Please choose suitable relay socket according to the actual mounting environment, relay contact poles and terminal layout. If there is any query on selection, please contact Hongfa for the technical service;
2. Relevant accessories must be selected separately. Please indicate the model of the selected accessories when ordering;
3. Main outline dimension, outline dimension > 50mm, tolerance should be ±1mm; 20mm < outline dimension ≤ 50mm, tolerance should be ±0.5mm; 5mm < outline dimension ≤ 20mm, tolerance should be ±0.4mm, outline dimension ≤ 5mm, tolerance should be ±0.3mm;
4. DIN rail mounting: recommend to use standard rail 35×7.5×1mm, 35×15×1mm.

Disclaimer

The specification is for reference only. See to "Terminology and Guidelines" for more information. Specifications subject to change without notice. We could not evaluate all the performance and all the parameters for every possible application. Thus the user should be in a right position to choose the suitable product for their own application. If there is any query, please contact Hongfa for the technical service. However, it is the user's responsibility to determine which product should be used only.

© Xiamen Hongfa Electroacoustic Co., Ltd. All rights of Hongfa are reserved.