

HFLXPR6-F14V-1,2,3,4 POWER CONNECTOR SOCKET



Features

- The contact are made of copper alloys with high conductivity
- It has the characteristics of reliable connection, soft insertion, low contact resistance and high current carrying density
- The use of crown springs for contact ensures contact reliability
- Power distribution module for DC charging station, also suitable for industrial equipment electricity Source module
- Mating With: HFLXPR6-M14RB-1/2 Power connector plug

RoHS compliant

ELECTRICAL DATA

Rated Voltage	Ø5 Pin	1000VAC		
	Ø0.76Pin	48VDC		
Rated current	Ø5 Pin	80A		
	Ø0.76Pin	3A		
Condition		Normalcy	After environmental testing	Testing voltage (DC 50Hz)
Voltage Proof	Between Ø5 Pin	3000VAC	1500VAC	
	Between Ø0.76 Pin	1000VAC	500VAC	
	Between Ø5 Pin and Ø0.76 Pin	3000VAC	1500VAC	
Contact Resistance	Ø5 Pin	≤0.4mΩ	≤0.8mΩ	
	Ø0.76Pin	≤12mΩ	≤24mΩ	
Insulation Resistance		≥3000MΩ	≥100MΩ	500V±50

Notes: 1) The data shown above are initial values.

STORAGE REQUIREMENT

Environment temperature	-10°C to +40°C
Humidity	80% Max
Ambient gas	No acidity, No alkalescence and other corrosive gas
Stockpile period	Doesn't exceed one year from production date

Notes: 1) The data shown above are initial values.

CHARACTERISTICS

Temperature Range	-40°C to 125°C
Salt Mist	48h
Constant heat and humidity	40°C, Relative humidity of 95%, steady-state damp heat effect for 96 h ²⁾
Temperature life	432 hours at 125±5°C ²⁾
Thermal Shock	-40°C(30 min), +125°C(30 min), 5 times ²⁾
Mechanical Shock	Acceleration of 30g, half sine wave, lasting 11 ms, ±X, ±Y, ±Z direction 3 times each, the current instantaneous break time is less than 1μs
Vibration	Frequency 10Hz ~ 500Hz ~ 10Hz, displacement amplitude 0.75mm,each vertical direction lasts for 55 min,the current instantaneous break time is less than 1μs
Protection Grade	/
Quality	Approx.28.1g
Marking Mode	Laser etching
Durability	500 Times Min
Termination	Cable crimping

Notes: 1) The data shown above are initial values.

2) No physical damage, electrical and mechanical performance meets sequential tes

3) No physical damage, electrical and mechanical properties meet sequential testing.

ORDERING INFORMATION

Type	HFLXPR6	-F	14	V	-1
Type of Contact	F: Female				
No.of Contact	14: 14 Contacts				
Structural Form	V: Vertical				
Extension No.	1: Extension				



HONGFA RELAY

ISO9001, IATF16949, ISO14001, ISO45001, IECQ QC 080000, ISO/IEC 27001 CERTIFIED

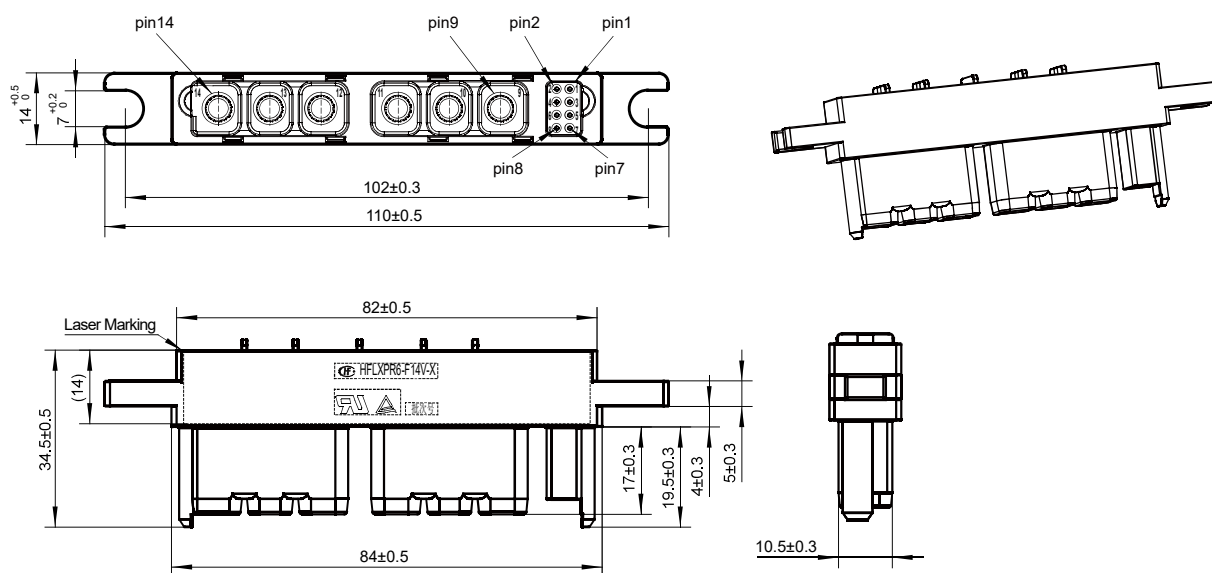
2023 Rev. 1.00

OUTLINE DIMENSIONS AND PC BOARD LAYOUT

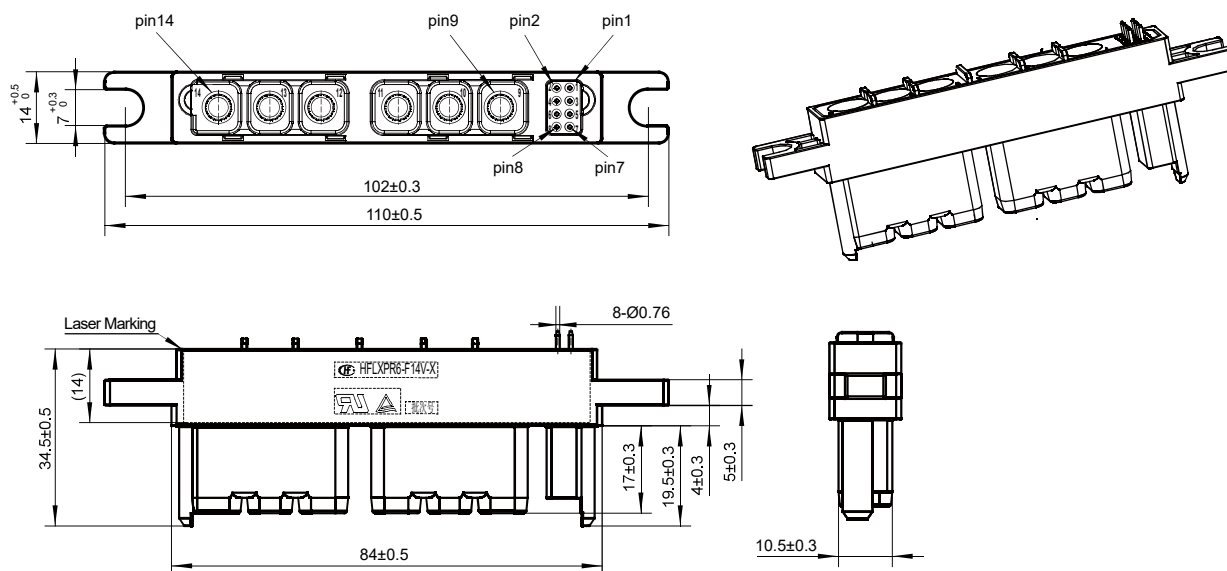
Unit: mm

Outline Dimensions

Crimp Socket: HFLXPR6- F14V-1,3



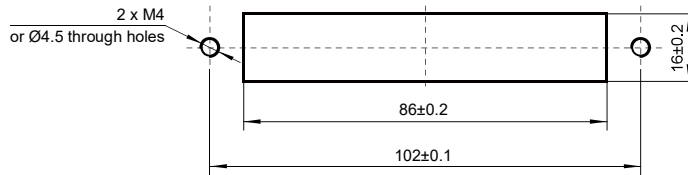
PCB Socket :HFLXPR6- F14V-2,4



OUTLINE DIMENSIONS AND PC BOARD LAYOUT

Unit: mm

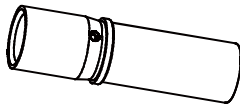
PCB Layout
(Bottom view)



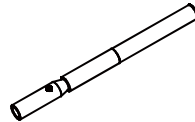
DIMENSION OF RELATED ACCESSORY(Package delivery)

Unit: mm

Ø5 Socket component



Ø0.76 Socket component
(Only crimp)



Assembly screw M4



SELECTION OF PARTS

Serial No.	Part And Components Name	Material	Finishing
1	Mounting Plate	PBT	/
2	Cover Plate	PBT	/
3	Ø0.76 Socket	Copper Alloy	Gold plated
4	Ø5 Socket	Red Copper	Gold plated

Disclaimer

The specification is for reference only. Specifications subject to change without notice.

We could not evaluate all the performance and all the parameters for every possible application. Thus the user should be in a right position to choose the suitable product for their own application. If there is any query, please contact Hongfa for the technical service. However, it is the user's responsibility to determine which product should be used only.

© Xiamen Hongfa Electroacoustic Co., Ltd. All rights of Hongfa are reserved.