

HFLXPR7-F11TS-1

POWER CONNECTOR



Features

- The contact parts are made of highly reliable copper alloy shrapnel
- It has the characteristics of reliable connection, soft insertion, low contact resistance and high current carrying density
- Applied to the 4kW communication power supply cabinet and connected to the gold finger of the 4kW communication power supply module
- Install it on the rack panel with screws
(Recommended installation screws M3 × 12)
DC and AC are connected with OT terminals,
signal wires can be customized according to user requirements

RoHS compliant

ELECTRICAL DATA

Rated Voltage	AC terminal: 420VAC/DC DC terminal, Signal terminal: 72VAC/DC
Rated current	DC terminal: 100A AC terminal: 30A Signal terminal: 1A
Voltage Proof	Between AC and ground: 2000VAC Between DC and ground: 2000VAC Between Signal and ground: 1000VAC
Contact Resistance	DC terminal: 1mΩ max. AC terminal: 1.5mΩ max. Signal terminal: 25mΩ max.
Insulation Resistance	1000 MΩ min. (500VDC, normal)

Notes: 1) The data shown above are initial values.

STORAGE REQUIREMENT

Environment temperature	-10°C to +40°C
Humidity	80% Max
Ambient gas	no acidity, no alkalescence and other corrosive gas
Atokpile period	Doesn't exceed one year from production date

Notes: 1) The data shown above are initial values.

CHARACTERISTICS

Temperature Range	-40°C to 125°C
Voltage surge	5KA 8/20uS Lightning impulse current test (with module)
Salt Mist	48h NSS
Humidity Temperature Cycling	25°C to 40°C, relative humidity reference GB2423.04, repeat 10 times ⁽²⁾
Temperature life	432 hours at 100±5°C ⁽²⁾
Temperature rise	30°C max.
Thermal Shock	-40°C(30 min), +125°C±5°C(30 min), 5 times ⁽²⁾
Mechanical Shock	Acceleration of 50g, half sine wave, lasting 11 ms, ±X, ±Y, ±Z direction 3 times each, the current instantaneous break time is less than 1μs
Vibration	Frequency 10Hz ~ 500Hz ~ 10Hz, displacement amplitude 0.75mm, each vertical direction lasts for 55 min, the current instantaneous break time is less than 1μs
Protection Grade	IP20
Quality	Approx. 43.4g
Marking Mode	Laser etching
Durability	200 Times Min.
Termination	Screw, Cable docking

Notes: 1) The data shown above are initial values.

2) No physical damage, electrical and mechanical performance meets sequential tes.

ORDERING INFORMATION

Type	HFLXPR7	-F	11	T	S	-1
Type of Contact	F: Female					
No. of Contact	11: 11 Contacts					
Structural Form	T: Else					
Termination	S: Screw					
Extension No.	1: Extension					



HONGFA RELAY

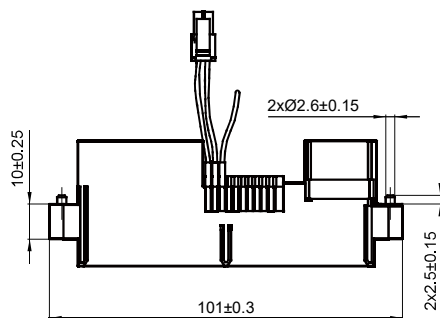
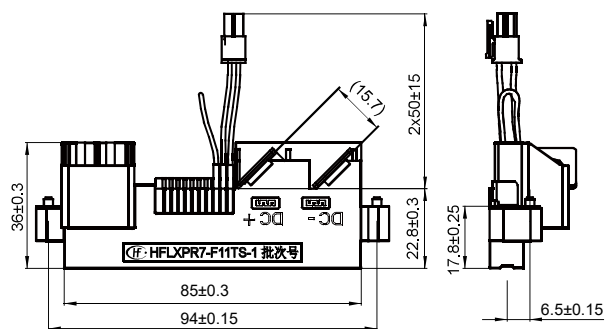
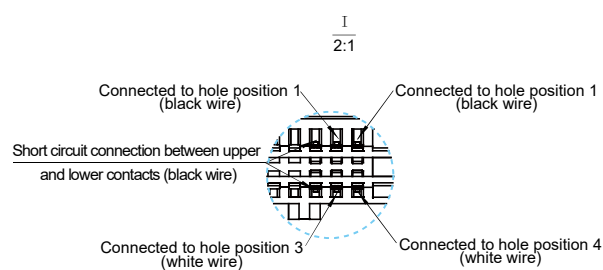
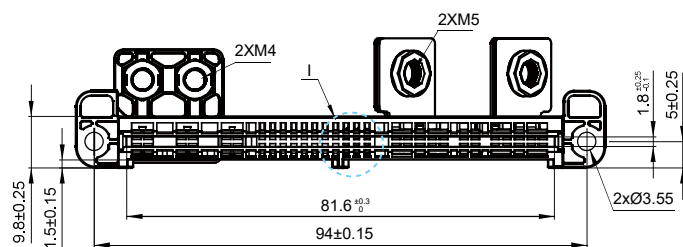
ISO9001, IATF16949, ISO14001, ISO45001, IECQ QC 080000 CERTIFIED

2023 Rev. 1.00

OUTLINE DIMENSIONS AND RECOMMENDED PCB SIZE

Unit: mm

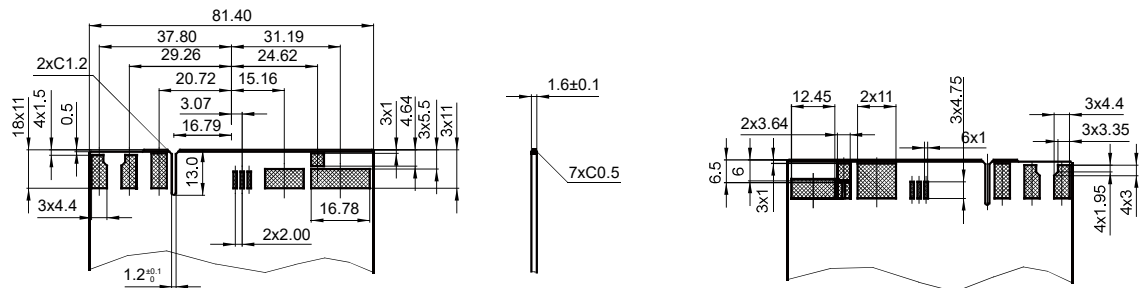
Outline Dimensions



OUTLINE DIMENSIONS AND RECOMMENDED PCB SIZE

Unit: mm

Recommended PCB Size



Notes: Undeclared tolerance is ± 0.05 .

Disclaimer

The specification is for reference only. See to "Terminology and Guidelines" for more information. Specifications subject to change without notice. We could not evaluate all the performance and all the parameters for every possible application. Thus the user should be in a right position to choose the suitable product for their own application. If there is any query, please contact Hongfa for the technical service. However, it is the user's responsibility to determine which product should be used only.

© Xiamen Hongfa Electroacoustic Co., Ltd. All rights of Hongfa are reserved.