

HFLXPR5-F4V-1,2

POWER CONNECTOR SOCKET



Features

- The contact are made of copper alloys with high conductivity
- It has the characteristics of reliable connection, soft insertion, low contact resistance and high current carrying density
- The use of crown springs for contact ensures contact reliability
- Power distribution module for DC charging station, also suitable for industrial equipment electricity Source module
- Mating With: HFLXPR5-M4RB-1,2 Power connector plug

RoHS compliant

ELECTRICAL DATA

Rated Voltage		1000VAC
Rated current		80A
Voltage Proof	Normal	3000VAC
	After environmental test	3000VAC
	After temperature and humidity cycle	1000VAC
Contact Resistance	Normal	0.4mΩ Max
	After environmental test	0.8mΩ Max
Insulation Resistance	Normal	3000MΩ Min
	After environmental test	100MΩ Min
	Test voltage (DC)	500V±50V

Notes: 1) The data shown above are initial values.

STORAGE REQUIREMENT

Environment temperature	-10°C to +40°C
Humidity	80% Max
Ambient gas	no acidity, no alkalescence and other corrosive gas
Stockpile period	Doesn't exceed one year from production date

Notes: 1) The data shown above are initial values.

CHARACTERISTICS

Temperature Range	-40°C to 125°C
Salt Mist	48h
Steady damp-heat	Steady state damp heat effect with a temperature of 40°C and a relative humidity of 95% for 96h ²⁾
Temperature life	432 hours at 125±5°C ²⁾
Thermal Shock	-40°C(30 min), +125°C(30 min), 5 times ²⁾
Mechanical Shock	Acceleration of 30g, half sine wave, lasting 11 ms, ±X, ±Y, ±Z direction 3 times each, the current instantaneous break time is less than 1μs
Vibration	Frequency 10Hz ~ 500Hz ~ 10Hz, displacement amplitude 0.75mm,each vertical direction lasts for 55 min,the current instantaneous break time is less than 1μs
Protection Grade	/
Quality	Approx.28.1g
Marking Mode	Laser etching
Durability	500 Times Min
Termination	Cable crimping

Notes: 1) The data shown above are initial values.

2) No physical damage, electrical and mechanical performance meets sequential testing.

ORDERING INFORMATION

Type	HFLXPR5	-F	4	V	-1
Type of Contact	F: Female				
No.of Contact	4: 4 Contacts				
Structural Form	V: Vertical				
Extension No.	1: Extension				



HONGFA RELAY

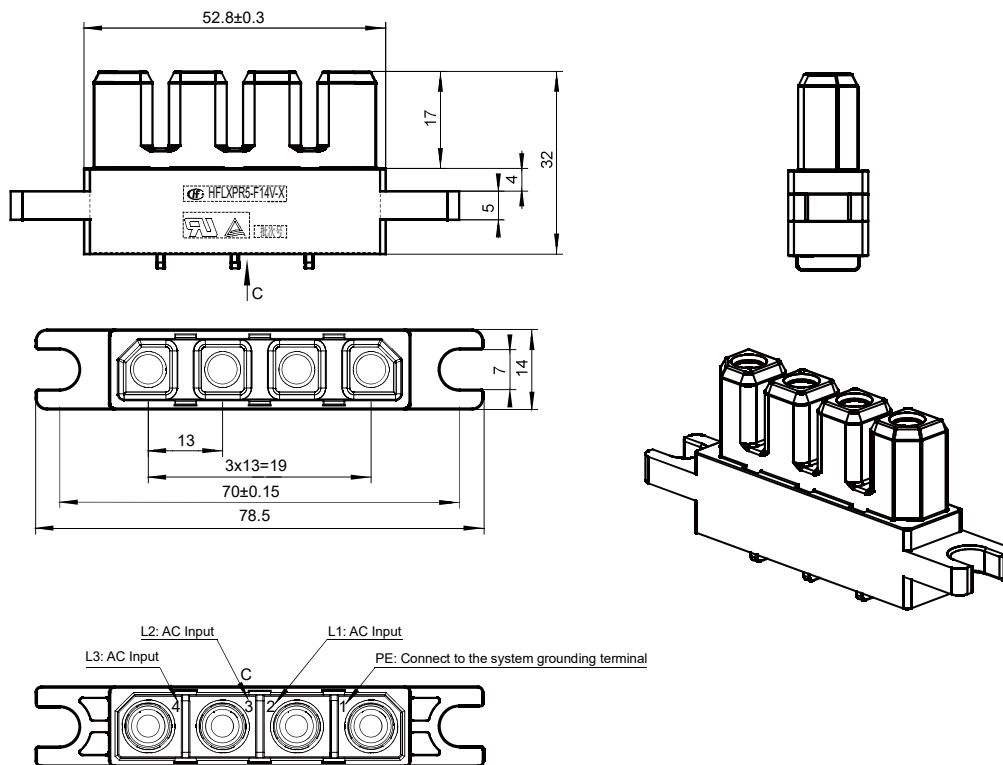
ISO9001, IATF16949, ISO14001, ISO45001, IECQ QC 080000, ISO/IEC 27001 CERTIFIED

2023 Rev. 1.00

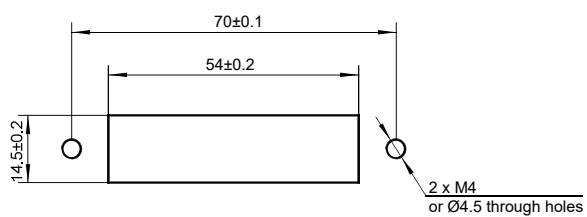
OUTLINE DIMENSIONS AND PC BOARD LAYOUT

Unit: mm

Outline Dimensions



PCB Layout (Bottom view)




DIMENSION OF RELATED ACCESSORY(Package delivery)

Unit: mm

$\varnothing 5$ Socket component

Assembly screw M4



SELECTION OF PARTS

Serial No.	Part And Components Name	Material	Finishing
1	Ø5 Socket component	/	/

PRECAUTIONS FOR USE

1. Adapter cable:

35mm²(Recommended: flame-retardant cable with rated voltage of 1000V to 1500VAC and temperature resistance of 125°C);

2. Whether the metal jack press line is reliable, refer to the minimum pulling force requirements:

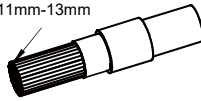
Conductor Cross Section 35mm², minimum pulling force 2058N

3. Outside diameter of metal terminal covered with heat shrink tube after heat shrink: ≤9.1mm

4. The operation process is as follows:

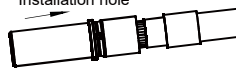
①

Wire stripping length:/Wire strip length:
11mm-13mm



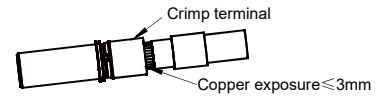
②

Installation hole



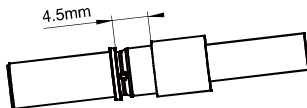
③

Crimp cable
(A hexagonal crimp machine is recommended)

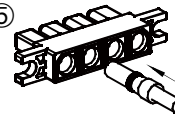


④

Use a heat gun to tighten the heat shrink tube
(The distance between the heat shrink tube and the pin fixing step is 4.5mm)



⑤



Disclaimer

The specification is for reference only. Specifications subject to change without notice.

We could not evaluate all the performance and all the parameters for every possible application. Thus the user should be in a right position to choose the suitable product for their own application. If there is any query, please contact Hongfa for the technical service. However, it is the user's responsibility to determine which product should be used only.

© Xiamen Hongfa Electroacoustic Co., Ltd. All rights of Hongfa are reserved.