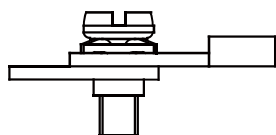


# Safety socket A6 series      Gasket screw Relay Socket



## ORDERING INFORMATION

	A6	-6Z	-C2	-X
Type	A6			
Contact arrangement	6Z: 6 Form C			
Termination & mounting	C2: Gasket screw terminal			
Input voltage specification	D24/D60			


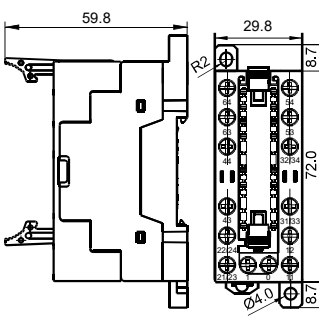
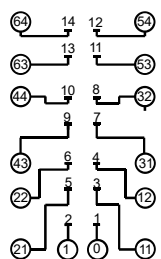
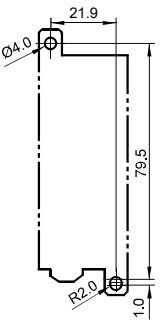
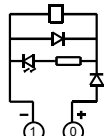


CE cULus  
File No.:E253370

## CHARACTERISTICS

Type	Nominal Voltage	Nominal Current	Applicable coil voltage of relay	Ambient Temperature	Screw Torque*	Max.wire cross section mm <sup>2</sup>	Wire Strip Length	Unit weight	Notes
A6-6Z-C2-D24	250VAC	6A	(6~24)VDC	-25°C ~ 55°C	1.0N·m	2×1.5	7mm	Approx. 63g	With LED
A6-6Z-C2-D60	250VAC	6A	(36~60)VDC	-25°C ~ 55°C	1.0N·m	2×1.5	7mm	Approx. 63g	With LED

## OUTLINE DIMENSIONS, WIRING DIAGRAM AND PC BOARD LAYOUT

Socket (If need accessory, please order with type.)	Outline Dimensions	Wiring Diagram	PCB Layout	Circuit diagram
<p>A6-6Z-C2-X</p>  <p>Gasket screw terminal, DIN rail mounting. Without finger protection device</p>	 <p>(Top View)</p>	 <p>(Top View)</p>	 <p>(Top View)</p>	 <p>(Top View)</p>



HONGFA RELAY

ISO9001、IATF16949、ISO14001、ISO45001、IECQ QC 080000 CERTIFIED

2024 Rev. 1.00

## Precautions For Use

For your personal safety and the normal operation of the equipment, as well as to prevent fire, please note the following issues :

1. The rated current of the socket should be no less than the rated current of the relay.
2. Sockets are required to be firmly fixed to prevent the wiring from loosening and affecting the quality of wiring.
3. Be sure to disconnect power to the outlet before installation, disassembly, wiring, maintenance and inspection.
4. prevent foreign objects such as wire shavings from falling inside this product when wiring.
5. Be sure to install the relay in place, and use accessories such as retainer if necessary to improve contact reliability. Do not use with incomplete connections.
6. Be sure to observe the relay ratings and do not overload the relay.
7. Before selecting a relay, make sure that the drive voltage matches the relay excitation voltage.

Things to be noticed when selecting sockets:

1. Please choose suitable relay socket according to the actual mounting environment, relay contact poles and terminal layout. If there is any query on selection, please contact Hongfa for the technical service;
2. Relevant accessories must be selected separately. Please indicate the model of the selected accessories when ordering;
3. Main outline dimension, outline dimension  $> 50\text{mm}$ , tolerance should be  $\pm 1\text{mm}$ ;  $20\text{mm} < \text{outline dimension} \leq 50\text{mm}$ , tolerance should be  $\pm 0.5\text{mm}$ ;  $5\text{mm} < \text{outline dimension} \leq 20\text{mm}$ , tolerance should be  $\pm 0.4\text{mm}$ , outline dimension  $\leq 5\text{mm}$ , tolerance should be  $\pm 0.3\text{mm}$ ;
4. DIN rail mounting: recommend to use standard rail  $35 \times 7.5 \times 1\text{mm}$ ,  $35 \times 15 \times 1\text{mm}$ .

## Disclaimer

The specification is for reference only. See to "Terminology and Guidelines" for more information. Specifications subject to change without notice. We could not evaluate all the performance and all the parameters for every possible application. Thus the user should be in a right position to choose the suitable product for their own application. If there is any query, please contact Hongfa for the technical service. However, it is the user's responsibility to determine which product should be used only.

---

© Xiamen Hongfa Electroacoustic Co., Ltd. All rights of Hongfa are reserved.