Product datasheet

Specifications



DP Contactor,XMC0-254, 4P (4NO), AC Coil

Main

Product Series	XMC0
Product or Component Type	Definite Purpose Contactors
Device Short Name	XMC0-254
Contactor Application	HVAC, refrigeration, heating, data processing, welding, elevators, hoist & cranes, pool, commercial spa, and food service equipment industries, etc.
Poles Description	4P
Rated Operational Voltage [Ue]	Power circuit : ≤ 600 V AC 50/60Hz
Full Load Ampere [FLA]	25 A
Locked Rotor Ampere [LRA]	150 A @ 240/277 V AC; 125 A @ 480 V AC; 100 A @ 600 V AC
Resistive Ampere [RES]	35 A
Control Circuit Voltage [Us]	code Voltage E 24 V AC 50/60Hz F 110-120 V AC 50/60Hz I 208-220 V AC 50Hz 208-240 V AC 60Hz L 277 V AC 60Hz N 380-415 V AC 50Hz 440-480 V AC 60Hz
Main Contact Terminals	C type: Slotted & Hex head washer w/ quick connect D type: Box Lug w/ quick connect E type: Box lug w/ quick connect (Line side) Slotted & Hex head washer w/ quick connect (Load side) F type: Slotted & Hex head washer w/ quick connect (Line side) Box lug w/ quick connect (Load side) **C type on 25-40A FLA** #10-32 combination phillips, slotted & 5/16 hex head with #8 washer 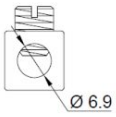 **D type on 25-40A FLA** #14-4 AWG Cu/Al

Complementary

Maximum Horse Power Rating	3 hp 240/277 V AC, 1phase 7.5 hp 240/277 V AC, 3phase 15 hp 480 V AC, 3phase 20 hp 600 V AC, 3phase
Pole Contact Composition	4 NO
Pollution Degree	3
Control Circuit Voltage Limits @ 25℃ (Cold state)	0.8...1.1 Us: operational AC 50/60 Hz 0.2...0.75 Us: drop-out AC 50/60 Hz
Nominal Inrushed VA @ 25℃ (Cold state)	E：60 VA @ 24V 50 Hz, 55 VA @ 24V 60Hz F：65 VA @ 120V 50 Hz, 60 VA @ 120V 60Hz I：55 VA @ 220V 50 Hz, 60 VA @ 240V 60Hz L：60 VA @ 277V 60Hz N：45 VA @ 415V 50 Hz, 60 VA @ 480V 60Hz
Nominal Sealed VA @ 25℃ (Cold state)	E：12 VA @ 24V 50 Hz, 9 VA @ 24V 60Hz F：14 VA @ 120V 50 Hz, 11 VA @ 120V 60Hz I：12.5 VA @ 220V 50 Hz, 12 VA @ 240V 60Hz L：11.5 VA @ 277V 60Hz N：14 VA @ 415V 50 Hz, 15.5 VA @ 480V 60Hz
Maximum Operating Rate	Electrical: 360 cycs/h Mechanical: 3600 cycs/h
Tightening Torque	Power circuit: 25 lb-in - on screw terminals Power circuit: 25 lb-in - on bux lug terminals
Auxiliary Contact Composition	W/o built-in auxiliary contacts. Additional auxiliary contact modules can be installed if needed.
Mounting Support	Screw
Minimum Switching Load	110 VAC, 1A

Environment

Standards	UL 60947-4-1，EN IEC 60947-4-1
Product Certifications	UL，TÜV
Permissible Ambient Air Temperature Around the Device	-40 °C...70 °C (-40 °F...158 °F) for normal operating -40 °C...70 °C (-40 °F...158 °F) for storage
Height	95 mm
Width	73 mm
Depth	75 mm
Net Weight	0.52 kg

Packing Units

Unit Type of Package	1 box	1 carton
Number of Units in Package	1 pcs	30 pcs
Package Height	82 mm	138 mm
Package Width	78 mm	355 mm
Package Length	100 mm	445 mm
Package Weight	0.653 kg	16.6kg

Offer Sustainability

REACH Regulation	Conforming
EU RoHS Directive	Conforming
Mercury Free	Yes
China RoHS Regulation	Conforming
RoHS Exemption Information	Yes

Contractual Warranty

Warranty	18 months

Dimensions

XMC0 4P 25-40A（4NO）

AC Contactor:

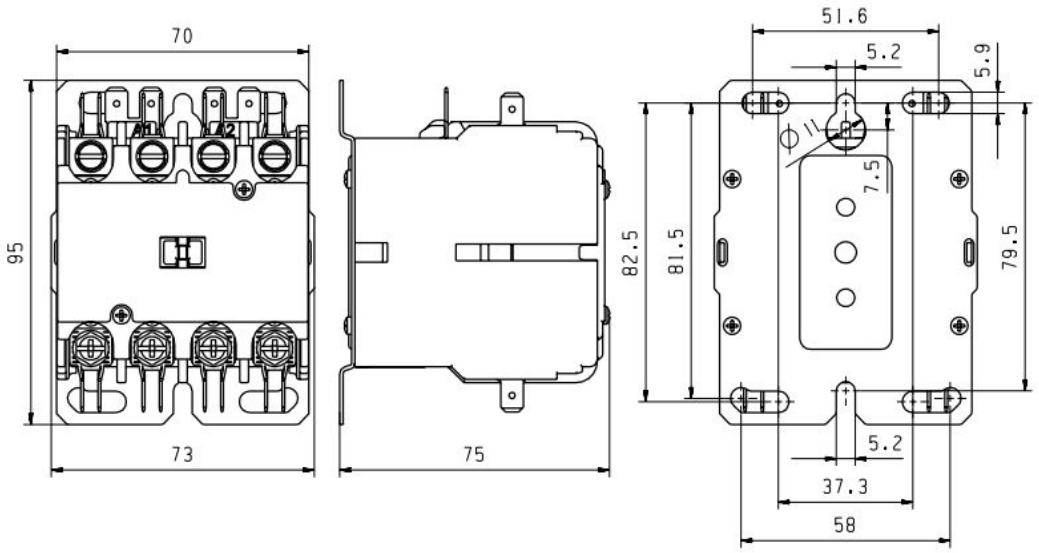

Note: The unit is mm. The tolerance for mounting holes: ± 0.5; for other external dimensions: ± 1.5,unless otherwise specified
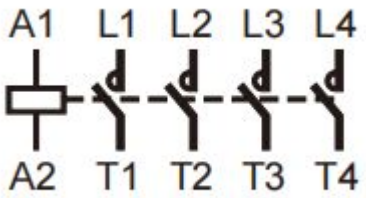
Wiring Diagram