



Specifications

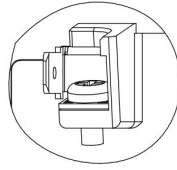


DP Contactor, XMC0-633, 3P (3NO) , AC Coil

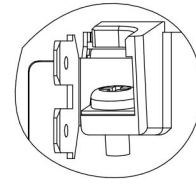
Main

Product Series	XMC0	
Product or Component Type	Definite Purpose Contactors	
Device Short Name	XMC0-633	
Contactor Application	HVAC, refrigeration, heating, data processing, welding, elevators, hoist & cranes, pool, commercial spa, and food service equipment industries, etc.	
Poles Description	3P	
Rated Operational Voltage [Ue]	Power circuit ≤ 600 V AC 50/60Hz	
Full Load Ampere [FLA]	63 A	
Locked Rotor Ampere [LRA]	360 A @ 240/277 V AC; 300 A @ 480 V AC; 240+ A @ 600 V AC	
Resistive Ampere [RES]	75 A	
Control Circuit Voltage [Us]	Code	Voltage
	E	24 V AC 50/60Hz
	F	110-120 V AC 50/60Hz
	I	208-220 V AC 50Hz 208-240 V AC 60Hz
	L	277 V AC 60Hz
	N	380-415 V AC 50Hz 440-480 V AC 60Hz
Main Contact Terminals	<p>C type: Slotted & Hex head washer w/ quick connect</p> <p>D type: Box Lug w/ quick connect</p> <p>E type: Box lug w/ quick connect (Line side)</p> <p style="padding-left: 40px;">Slotted & Hex head washer w/ quick connect (Load side)</p> <p>F type: Slotted & Hex head washer w/ quick connect (Line side)</p> <p style="padding-left: 40px;">Box lug w/ quick connect (Load e)</p>	
		
	<p>C type on 50-80A FLA M6 combination phillips slotted & 3/8 hex head with #12 washer</p>	<p>D type on 50-63A FLA #14-2 AWG Cu/Al</p>

Coil Terminals



Single QC w/ screw



Dual QC w/ screw

Complementary

Maximum Horse Power Rating	10 hp 240/277 V AC, 1phase
	20 hp 240/277 V AC, 3phase
	30 hp 480 V AC, 3phase
	30 hp 600 V AC, 3phase
Pole Contact Composition	3 NO
Pollution Degree	3
Control Circuit Voltage Limits @ 25°C (Cold state)	0.8...1.1 Us: operational AC 50/60 Hz
	0.2...0.75 Us: drop-out AC 50/60 Hz
Nominal Inrushed VA @ 25°C (Cold state)	E: 100 VA @ 24V 50 Hz, 90 VA @ 24V 60Hz
	F: 100 VA @ 120V 50 Hz, 90 VA @ 120V 60Hz
	I: 90 VA @ 220V 50 Hz, 100 VA @ 240V 60Hz
	L: 90 VA @ 277V 60Hz
	N: 85 VA @ 415V 50 Hz, 100 VA @ 480V 60Hz
Nominal Sealed VA @ 25°C (Cold state)	E: 16.5 VA @ 24V 50 Hz, 12.5 VA @ 24V 60Hz
	F: 17 VA @ 120V 50 Hz, 13 VA @ 120V 60Hz
	I: 15 VA @ 220V 50 Hz, 15 VA @ 240V 60Hz
	L: 14 VA @ 277V 60Hz
	N: 16.5 VA @ 415V 50 Hz, 18.5 VA @ 480V 60Hz
Maximum Operating Rate	Electrical: 360 cycs/h
	Mechanical: 3600 cycs/h
Tightening Torque	Power circuit: 45 lb-in - on screw terminals
	Power circuit: 50 lb-in- on box lug terminals
	Control circuit:12 lb-in
Auxiliary Contact Composition	W/o built-in auxiliary contacts. Additional auxiliary contact modules can be installed if needed.
Mounting Support	Screw
A2L Application	Suffix w/ "W" : Flame Arrest-protected Components for Use in Refrigeration and Air-conditioning Equipment Employing A2L Refrigerants.
Minimum Switching Load	110 VAC, 1A

Environment

Standards	UL 60947-4-1,GB/T 14048.4
Product Certifications	UL ,CCC
Permissible Ambient Air Temperature Around the Device	-40 °C...70 °C (-40 °F...158 °F) for normal operating -40 °C...70 °C (-40 °F...158 °F) for storage

Height	102.6 mm
Width	70 mm
Depth	80 mm
Net Weight	0.67 kg

Packing Units

Unit Type of Package	1box	1 carton
Number of Units in Package	1pcs	30pcs
Package Height	85mm	225mm
Package Width	80mm	372mm
Package Length	110mm	462mm
Package Weight	0.7kg	21.1kg

Offer Sustainability

REACH Regulation	Conforming
EU RoHS Directive	Conforming
Mercury Free	Yes
China RoHS Regulation	Conforming
RoHS Exemption Information	Yes

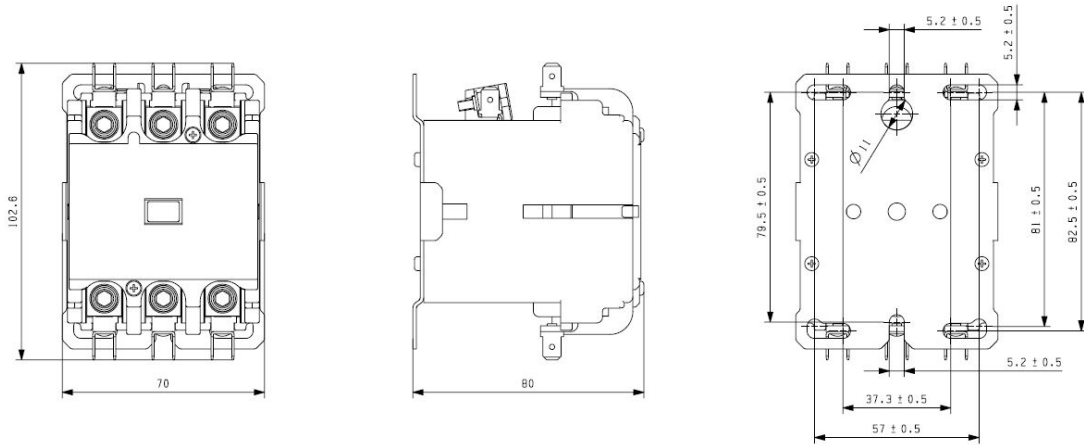
Contractual Warranty

Warranty	18 months
----------	-----------

Dimensions

XMC0 3P 50-63A (3NO)

AC Contactor:



Note: The unit is mm. The tolerance for mounting holes: ± 0.5 ; for other external dimensions: ± 1.5 , unless otherwise specified.

Wiring Diagram

