



## Specifications

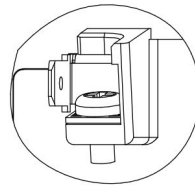


# DP Contactor ,XMC0-633A, 2P (2NO), AC Coil

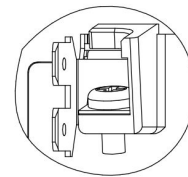
## Main

Product Series	XMC0		
Product or Component Type	Definite Purpose Contactors		
Device Short Name	XMC0-633A		
Contactor Application	HVAC, refrigeration, heating, data processing, welding, elevators, hoist & cranes, pool, commercial spa, and food service equipment industries, etc.		
Poles Description	2P (3P Frame)		
Rated Operational Voltage [Ue]	Power circuit ≤ 600 V AC 50/60Hz		
Full Load Ampere [FLA]	63 A		
Locked Rotor Ampere [LRA]	360 A @ 240/277 V AC; 300 A @ 480 V AC; 240+ A @ 600 V AC		
Resistive Ampere [RES]	75 A		
Control Circuit Voltage [Us]	Code	Voltage	
	E	24 V AC 50/60Hz	
	F	110-120 V AC 50/60Hz	
	I	208-220 V AC 50Hz	208-240 V AC 60Hz
	L	277 V AC 60Hz	
	N	380-415 V AC 50Hz	440-480 V AC 60Hz
Main Contact Terminals	<p>C type: Slotted &amp; Hex head washer w/ quick connect</p> <p>D type: Box Lug w/ quick connect</p> <p>E type: Box lug w/ quick connect (Line side)</p> <p style="padding-left: 40px;">Slotted &amp; Hex head washer w/ quick connect (Load side)</p> <p>F type: Slotted &amp; Hex head washer w/ quick connect (Line side)</p> <p style="padding-left: 40px;">Box lug w/ quick connect (Load side)</p>		
			
	<p>C type on 50-90A FLA M6 combination Phillips slotted &amp; 3/8 hex head with #12 washer</p>	<p>D type on 50-63A FLA #14-2 AWG Cu/Al</p>	

### Coil Terminals



Single QC w/ screw



Dual QC w/ screw

## Complementary

Maximum Horse Power Rating	10 hp 240/277 V AC, 1phase
Pole Contact Composition	2 NO
Pollution Degree	3
Control Circuit Voltage Limits @ 25°C (Cold state)	0.8...1.1 Us: operational AC 50/60 Hz 0.2...0.75 Us: drop-out AC 50/60 Hz
Nominal Inrushed VA @ 25°C (Cold state)	E: 100 VA @ 24V 50 Hz, 90 VA @ 24V 60Hz F: 100 VA @ 120V 50 Hz, 90 VA @ 120V 60Hz I: 90 VA @ 220V 50 Hz, 100 VA @ 240V 60Hz L: 90 VA @ 277V 60Hz N: 85 VA @ 415V 50 Hz, 100 VA @ 480V 60Hz
Nominal Sealed VA @ 25°C (Cold state)	E: 16.5 VA @ 24V 50 Hz, 12.5 VA @ 24V 60Hz F: 17 VA @ 120V 50 Hz, 13 VA @ 120V 60Hz I: 15 VA @ 220V 50 Hz, 15 VA @ 240V 60Hz L: 14 VA @ 277V 60Hz N: 16.5 VA @ 415V 50 Hz, 18.5 VA @ 480V 60Hz
Maximum Operating Rate	Electrical: 360 cycs/h Mechanical: 3600 cycs/h
Tightening Torque	Power circuit: 45 lb-in - on screw terminals Power circuit: 50 lb-in- on box lug terminals Control circuit: 12 lb-in
Auxiliary Contact Composition	W/o built-in auxiliary contacts. Additional auxiliary contact modules can be installed if needed.
Mounting Support	Screw
A2L Application	Suffix w/ "W" : Flame Arrest-protected Components for Use in Refrigeration and Air-conditioning Equipment Employing A2L Refrigerants.
Minimum Switching Load	110 VAC, 1A

---

## Environment

Standards	UL 60947-4-1,GB/T 14048.4
Product Certifications	UL ,CCC
Permissible Ambient Air Temperature Around the Device	-40 °C...70 °C (-40 °F...158 °F) for normal operating
	-40 °C...70 °C (-40 °F...158 °F) for storage
Height	102.6 mm
Width	70 mm
Depth	80 mm
Net Weight	0.625 kg

---

## Packing Units

Unit Type of Package	1box	1 carton
Number of Units in Package	1pcs	30pcs
Package Height	85mm	225mm
Package Width	80mm	372mm
Package Length	110mm	462mm
Package Weight	0.66kg	19.75kg

---

## Offer Sustainability

REACH Regulation	Conforming
EU RoHS Directive	Conforming
Mercury Free	Yes
China RoHS Regulation	Conforming
RoHS Exemption Information	Yes

---

## Contractual Warranty

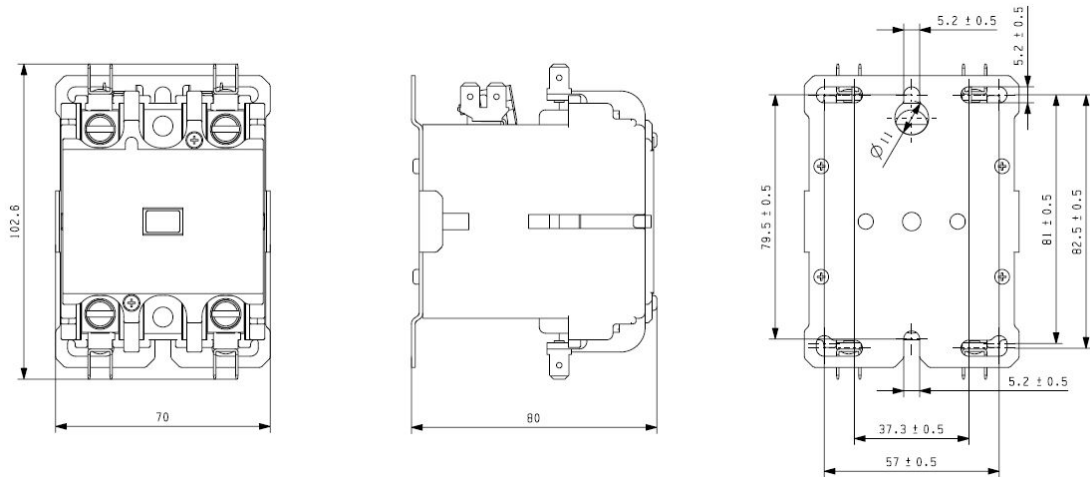
Warranty	18 months
----------	-----------

---

## Dimensions

XMC0 2P (3P Frame) 50-63A (2NO)

AC Contactor:



Note: The unit is mm. The tolerance for mounting holes:  $\pm 0.5$ ; for other external dimensions:  $\pm 1.5$ , unless otherwise specified.

## Wiring Diagram

