

Product datasheet


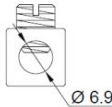


Specifications

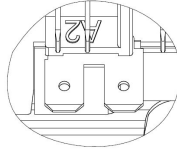


DP Contactor, XMC0-253, 3P (3NO), AC Coil

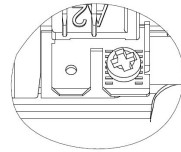
Main

Product Series	XMC0		
Product or Component Type	Definite Purpose Contactors		
Device Short Name	XMC0-253		
Contactor Application	HVAC, refrigeration, heating, data processing, welding, elevators, hoist & cranes, pool, commercial spa, and food service equipment industries, etc.		
Poles Description	3P		
Rated Operational Voltage [Ue]	Power circuit: ≤ 600 V AC 50/60Hz		
Full Load Ampere [FLA]	25A		
Locked Rotor Ampere [LRA]	150 A @ 240/277 V AC; 125 A @ 480 V AC; 100 A @ 600 V AC		
Resistive Ampere [RES]	35A		
Control Circuit Voltage [Us]	Code	Voltage	
	E	24 V AC 50/60Hz	
	F	110-120 V AC 50/60Hz	
	I	208-220 V AC 50Hz 208-240 V AC 60Hz	
	L	277 V AC 60Hz	
	N	380-415 V AC 50Hz 440-480 V AC 60Hz	
Main Contact Terminals	C type: Slotted & Hex head washer w/ quick connect		
	D type: Box Lug w/ quick connect		
	E type: Box lug w/ quick connect (Line side)		
	Slotted & Hex head washer w/ quick connect (Load side)		
	F type: Slotted & Hex head washer w/ quick connect (Line side)		
	Box lug w/ quick connect (Load side)		
<div><div><p>C type on 25-40A FLA #10-32 combination phillips, slotted & 5/16 hex head with #8 washer</p></div><div><p>D type on 25-40A FLA #14-4 AWG Cu/Al</p></div></div>			

Coil Terminals



Dual QC



Single QC w/ screw

Complementary

Maximum Horse Power Rating	3 hp 240/277 V AC, 1phase 7.5 hp 240/277 V AC, 3phase 15 hp 480 V AC, 3phase 20 hp 600 V AC, 3phase
Pole Contact Composition	3 NO
Pollution Degree	3
Control Circuit Voltage Limits	0.8...1.1 Us: operational AC 50/60 Hz @ 25°C (Cold state) 0.2...0.75 Us: drop-out AC 50/60 Hz
Nominal Inrushed VA	E: 55 VA @ 24V 50 Hz, 50 VA @ 24V 60Hz @ 25°C (Cold state) F: 65 VA @ 120V 50 Hz, 60 VA @ 120V 60Hz I: 45 VA @ 220V 50 Hz, 50 VA @ 240V 60Hz L: 50 VA @ 277V 60Hz N: 45 VA @ 415V 50 Hz, 60 VA @ 480V 60Hz
Nominal Sealed VA	E: 10 VA @ 24V 50 Hz, 8 VA @ 24V 60Hz @ 25°C (Cold state) F: 13.5 VA @ 120V 50 Hz, 10 VA @ 120V 60Hz I: 9.5 VA @ 220V 50 Hz, 9.5 VA @ 240V 60Hz L: 10.5 VA @ 277V 60Hz N: 12 VA @ 415V 50 Hz, 13 VA @ 480V 60Hz
Maximum Operating Rate	Electrical: 360 cycs/h Mechanical: 3600 cycs/h
Tightening Torque	Power circuit: 25 lb-in - on screw terminals Power circuit: 25 lb-in - on box lug terminals Control circuit: 8 lb-in
Auxiliary Contact Composition	W/o built-in auxiliary contacts. Additional auxiliary contact modules can be installed if needed.
Mounting Support	Screw
A2L application:	Suffix w/ "W" : Flame Arrest-protected Components for Use in Refrigeration and Air-conditioning Equipment Employing A2L Refrigerants.
Minimum Switching Load	110 VAC, 1A

Environment

Standards	UL 60947-4-1, GB/T 14048.4, EN 60947-4-1, IEC 60947-4-1
Product Certifications	UL, CCC, TÜV
Permissible Ambient Air	-40 °C...70 °C (-40 °F...158 °F) for normal operating
Temperature Around the Device	-40 °C...70 °C (-40 °F...158 °F) for storage

Height	95 mm
Width	60.2 mm
Depth	75 mm
Net Weight	0.44 kg

Packing Units

Unit Type of Package (bulk package)	1 carton
Number of Units in Package	30 pcs
Package Height	215 mm
Package Width	340 mm
Package Length	360 mm
Package Weight	14.2 kg

Offer Sustainability

REACH Regulation	Conforming
EU RoHS Directive	Conforming
Mercury Free	Yes
China RoHS Regulation	Conforming
RoHS Exemption Information	Yes

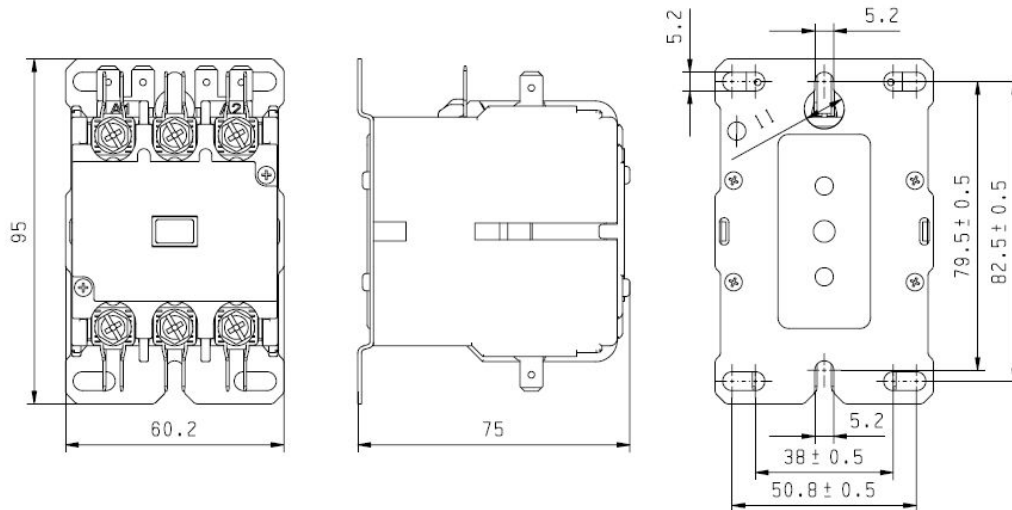
Contractual Warranty

Warranty	18 months
----------	-----------

Dimensions

XMC0 3P 25-40A (3NO)

AC Contactor:



Note: The unit is mm. The tolerance for mounting holes: ± 0.5 ; for other external dimensions: ± 1.5 , unless otherwise specified.

Wiring Diagram

