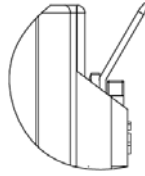
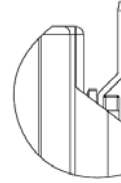




Coil Terminals



Normal type terminal



Vertical type terminal

## Complementary

Maximum Horse Power Rating	3 hp 240/277 V AC, 1phase
Pole Contact Composition	1 NO
Pollution Degree	3
Control Circuit Voltage Limits	0.8...1.1 Us @ 25°C (Cold state): operational AC 50/60 Hz 0.2...0.75 Us @ 25°C (Cold state): drop-out AC 50/60 Hz
Nominal Inrushed VA @ 25°C (Cold state)	E: 27 VA @ 24V 50 Hz, 25 VA @ 24V 60Hz F: 27 VA @ 120V 50 Hz, 25 VA @ 120V 60Hz I: 25 VA @ 220V 50 Hz, 27 VA @ 240V 60Hz L: 25 VA @ 277V 60Hz N: 27 VA @ 415V 50 Hz, 35 VA @ 480V 60Hz
Nominal Sealed VA @ 25°C (Cold state)	E: 8.5 VA @ 24V 50 Hz, 6.5 VA @ 24V 60Hz F: 9 VA @ 120V 50 Hz, 7 VA @ 120V 60Hz I: 8.5 VA @ 220V 50 Hz, 8.5 VA @ 240V 60Hz L: 8.5 VA @ 277V 60Hz N: 11 VA @ 415V 50 Hz, 12 VA @ 480V 60Hz
Maximum Operating Rate	Electrical: 360 cycs/h Mechanical: 3600 cycs/h
Tightening Torque	Power circuit: 25 lb-in - on screw terminals Power circuit: 25 lb-in - on box lug terminals
Auxiliary Contact Composition	N/A
Mounting Support	Screw 35mm DIN Rail (should be added a DIN rail adapter, suffix "-123" after model name)
A2L Application	Suffix w/ "W" : Flame Arrest-protected Components for Use in Refrigeration and Air-conditioning Equipment Employing A2L Refrigerants.
Minimum Switching Load	110 V AC, 1A

## Environment

Standards	UL 60947-4-1, GB/T 14048.4, IEC 60947-4-1, EN 60947-4-1
Product Certifications	UL, CCC, TÜV
Permissible Ambient Air Temperature Around the Device	-40 °C...70 °C (-40 °F...158 °F) for normal operating -40 °C...70 °C (-40 °F...158 °F) for storage
Height	81 mm
Width	52 mm
Depth	59 mm
Net Weight	0.2 kg

## Packing Units

Unit Type of Package (bulk package)	1 carton
Number of Units in Package	50 pcs
Package Height	17.5 cm
Package Width	31 cm
Package Length	46 cm
Package Weight	10.7 kg

## Offer Sustainability

REACH Regulation	Conforming
EU RoHS Directive	Conforming
Mercury Free	Yes
China RoHS Regulation	Conforming
RoHS Exemption Information	Yes

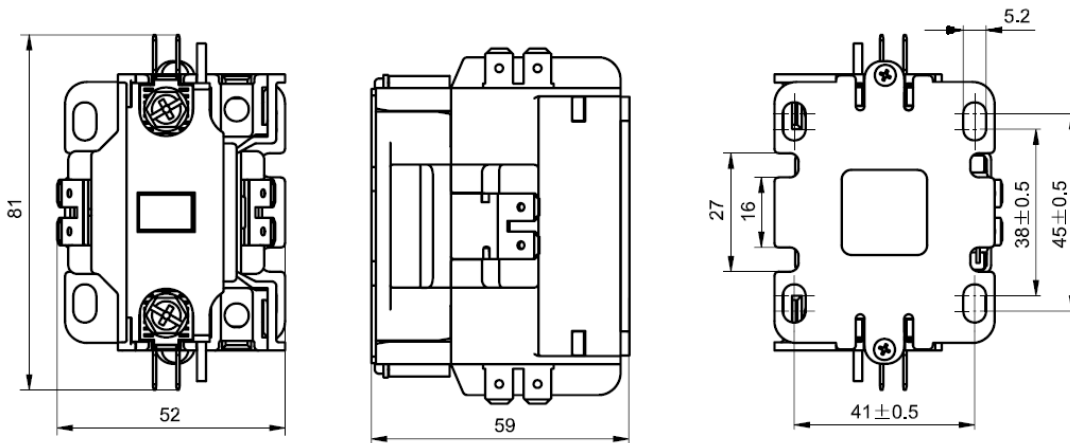
## Contractual Warranty

Warranty	18 months
----------	-----------

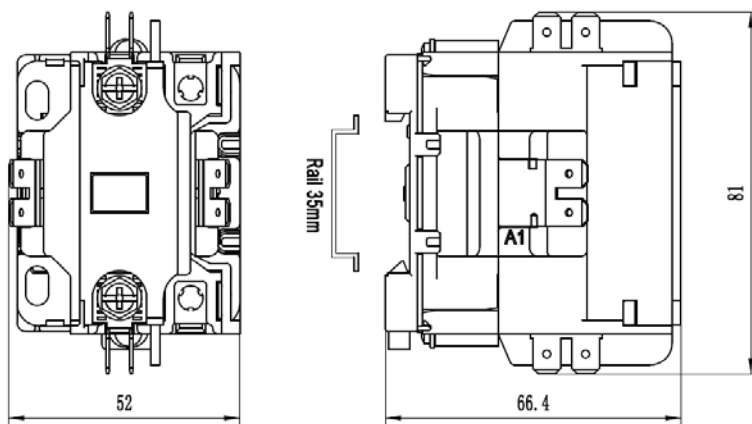
## Dimensions

XMC0 1P (1NO)

AC Contactor:



Rail mounting contactor:



Note: The unit is mm. The tolerance for mounting holes:  $\pm 0.5$ ; for other external dimensions:  $\pm 1.5$ , unless otherwise specified.

## Wiring Diagram

