
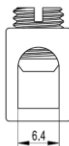


Specifications



DP Contactor, XMC0-252,
2P (2NO), AC Coil
Quantum series

Main

Product Series	XMC0		
Product or Component Type	Definite Purpose Contactors		
Device Short Name	XMC0-252		
Contactor Application	HVAC, refrigeration, heating, data processing, welding, elevators, hoist & cranes, pool, commercial spa, and food service equipment industries, etc.		
Poles Description	2P		
Rated Operational Voltage [Ue]	Power circuit: ≤ 600 V AC 50/60Hz		
Full Load Ampere [FLA]	25 A		
Locked Rotor Ampere [LRA]	150 A @ 240/277 V AC; 125 A @ 480 V AC; 100 A @ 600 V AC		
Resistive Ampere [RES]	35 A		
Control Circuit Voltage [Us]	Code	Voltage	
	E	24 V AC 50/60Hz	
	F	110-120 V AC 50/60Hz	
	I	208-220 V AC 50Hz	208-240 V AC 60Hz
	L	277 V AC 60Hz	
	N	380-415 V AC 50Hz	440-480 V AC 60Hz
Main Contact Terminals	C type: Slotted & Hex head washer w/ quick connect		
	D type: Box Lug w/ quick connect		
	E type: Box lug w/ quick connect (Line side)		
	Slotted & Hex head washer w/ quick connect (Load side)		
	F type: Slotted & Hex head washer w/ quick connect (Line side)		
	Box lug w/ quick connect (Load side)		
			
		C type on 25-40A FLA #10-32 combination phillips, slotted & 5/16 hex head with #8 washer	D type on 25-40A FLA #14-4 AWG Cu/Al

Complementary

Maximum Horse Power Rating	3 hp 240/277 V AC, 1phase
Pole Contact Composition	2 NO
Pollution Degree	3
Control Circuit Voltage Limits	0.8...1.1 Us: operational AC 50/60 Hz
@ 25°C (Cold state)	0.2...0.75 Us: drop-out AC 50/60 Hz
Nominal Inrushed VA	E: 27 VA @ 24V 50 Hz, 25 VA @ 24V 60Hz
@ 25°C (Cold state)	F: 27 VA @ 120V 50 Hz, 25 VA @ 120V 60Hz
	I: 25 VA @ 220V 50 Hz, 27 VA @ 240V 60Hz
	L: 25 VA @ 277V 60Hz
	N: 27 VA @ 415V 50 Hz, 35 VA @ 480V 60Hz
Nominal Sealed VA	E: 8.5 VA @ 24V 50 Hz, 6.5 VA @ 24V 60Hz
@ 25°C (Cold state)	F: 9 VA @ 120V 50 Hz, 7 VA @ 120V 60Hz
	I: 8.5 VA @ 220V 50 Hz, 8.5 VA @ 240V 60Hz
	L: 8.5 VA @ 277V 60Hz
	N: 11 VA @ 415V 50 Hz, 12 VA @ 480V 60Hz
Maximum Operating Rate	Electrical: 360 cycs/h
	Mechanical: 3600 cycs/h
Tightening Torque	Power circuit: 25 lb-in - on screw terminals
	Power circuit: 25 lb-in - on box lug terminals
Auxiliary Contact Composition	N/A
Mounting Support	Screw
	35mm DIN Rail (should be added a DIN rail adapter, suffix "-123" after model name)
Minimum Switching Load	110 V AC, 1A

Environment

Standards	UL 60947-4-1, GB/T 14048.4, IEC 60947-4-1, EN 60947-4-1
Product Certifications	UL, CCC, TÜV
Permissible Ambient Air	-40 °C...70 °C (-40 °F...158 °F) for normal operating
Temperature Around the Device	-40 °C...70 °C (-40 °F...158 °F) for storage
Height	87 mm
Width	50 mm
Depth	61 mm
Net Weight	0.24 kg

Packing Units

Unit Type of Package (bulk package)	1 carton
Number of Units in Package	50 pcs
Package Height	17.5 cm
Package Width	31.2 cm
Package Length	49.5 cm

Package Weight	12.7 kg
----------------	---------

Offer Sustainability

REACH Regulation	Conforming
EU RoHS Directive	Conforming
Mercury Free	Yes
China RoHS Regulation	Conforming
RoHS Exemption Information	Yes

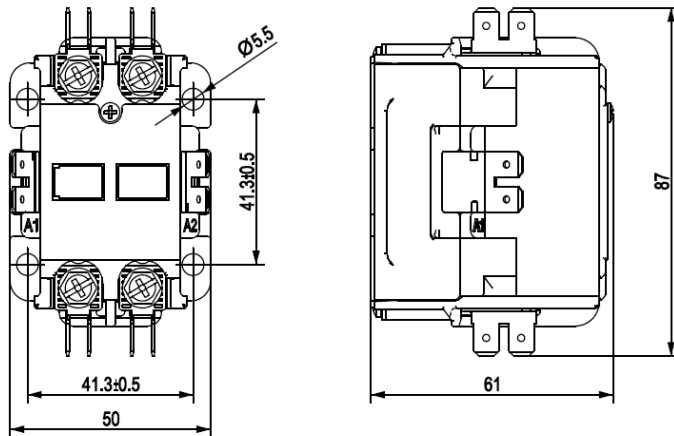
Contractual Warranty

Warranty	18 months
----------	-----------

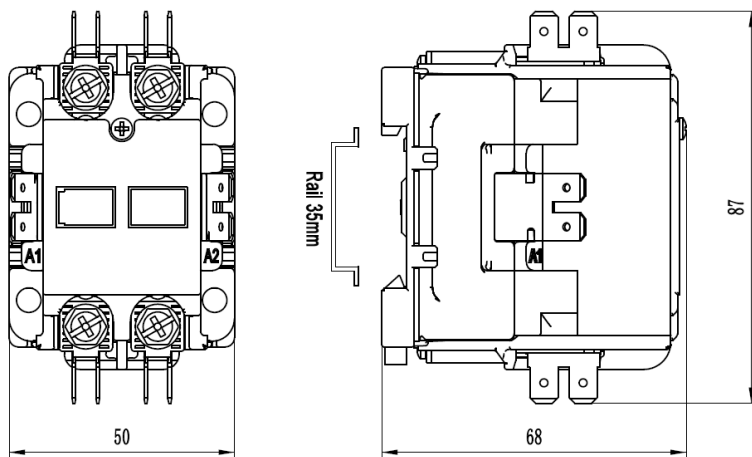
Dimensions

XMC0 2P (2NO), Quantum series

AC Contactor:



Rail mounting contactor:



Note: The unit is mm. The tolerance for mounting holes: ± 0.5 ; for other external dimensions: ± 1.5 , unless otherwise specified.

Wiring Diagram

