

Specifications



Contactor Relay, UECAN40, 4NO, AC Coil

Main

Product Series	UECAN						
Product or Component Type	Contactor Relay						
Device Short Name	UECAN40						
Application	Control circuit						
Pole Contact Composition	4NO						
[Us] Control Circuit Voltage (AC 50/60Hz)	Voltage (V):	24	36	48	110	220...230	380
	Code:	B7	CC7	E7	F7	M7	Q7

Complementary

Utilisation Category	AC-15 (A600) DC-13 (P600)
[Ue] Rated Operational Voltage	≤ 690 V
Mechanical Durability	10 M cycles
Maximum Operating Rate	Electrical: 1200 cycs/h Mechanical: 7200 cycs/h
Operating Time	NO: 12...22 ms closing, 4...35 ms opening NC: 4...19 ms opening, 6...40 ms closing
Control Circuit Voltage Limits	0.85...1.1 Us (-40...60 °C): operational AC 50/60 Hz 0.2...0.75 Us (-40...60 °C): drop-out AC 50/60 Hz
Average Hold-in Power Consumption in VA	9 VA 50/60 Hz (at 25 °C)
Average Inrush Power in VA	70 VA 50/60 Hz (at 25 °C)
[Ith] Conventional Free Air Thermal Current	10 A (at ≤60 °C)
[Icw] Rated Short-time Withstand Current	140 A ≤40 °C - 100ms 120 A ≤40 °C - 500ms 100 A ≤40 °C - 1s

Associated Fuse Rating	10 A gG conforming to IEC 60947-5-1
[Ui] Rated Insulation Voltage	690 V
Insulation Resistance	> 10 MΩ
[Uimp] Rated Impulse Withstand Voltage	6 kV
Minimum Switching Voltage	17 V
Minimum Switching Current	5mA
Non-overlap time	1.5 ms
Connections - Terminals	screw clamp terminals 1 1...4 mm ² (AWG 18...12)- cable stiffness: flexible without cable end screw clamp terminals 2 1...4 mm ² (AWG 18...12)- cable stiffness: flexible without cable end screw clamp terminals 1 1...4 mm ² (AWG 18...12) - cable stiffness: flexible with cable end screw clamp terminals 2 1...2.5 mm ² (AWG 18...14)- cable stiffness: flexible with cable end screw clamp terminals 1 1...4 mm ² (AWG 18...12) - cable stiffness: solid without cable end screw clamp terminals 2 1...4 mm ² (AWG 18...12) - cable stiffness: solid without cable end M3.5, Terminal width ≤ 8.1mm (0.318 in)
Tightening Torque	10.7 lb.in (1.2 N·m) - on screw clamp terminals - with screwdriver flat Ø 6 mm 10.7 lb.in (1.2 N·m) - on screw clamp terminals - with screwdriver Philips No 2
Mounting Support	Screw 35mm DIN Rail

Environment

Standards	GB/T 14048.5, IEC/EN 60947-5-1, BS EN 60947-5-1
Product Certifications	CCC, CE, UKCA
IP Degree of Protection	IP20 front face conforming to IEC 60529
Pollution Degree	3
Permissible Ambient Air Temperature Around the Device	-40...60 °C for normal operating 60...70 °C with derating (for operation in the range of Us...1.1Us) Storage: -60...80 °C
Operating Altitude	0...3000 m without derating
Height	74 mm
Width	45 mm
Depth	80 mm
Net Weight	0.30 kg

Packing Units

Unit Type of Package 1	1 box
Number of Units in Package 1	1 pcs
Package 1 Height	8.3 cm
Package 1 Width	4.8 cm
Package 1 Length	7.8 cm
Package 1 Weight	0.35 kg
Unit type of Package 2	1 carton

Number of Units in Package 2	50 pcs
Package 2 Height	19.5 cm
Package 2 Width	26.0 cm
Package 2 Length	41.0 cm
Package 2 Weight	16.8 kg

Offer Sustainability

REACH Regulation	Conforming
EU RoHS Directive	Conforming
Mercury Free	Yes
China RoHS Regulation	Conforming
RoHS Exemption Information	Yes

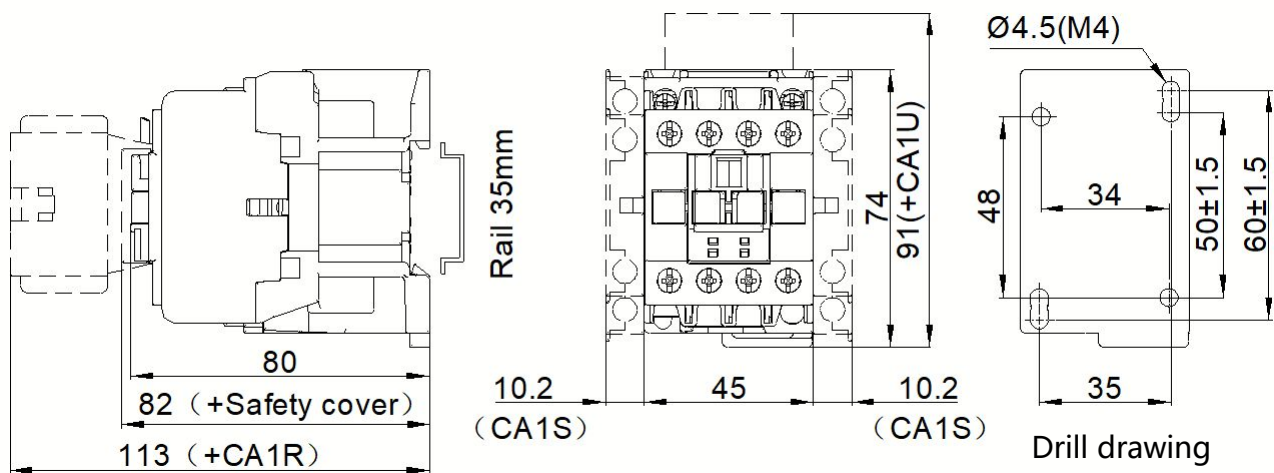
Contractual warranty

Warranty	18 months
----------	-----------

Dimensions

UECAN Contactor relay

AC coil

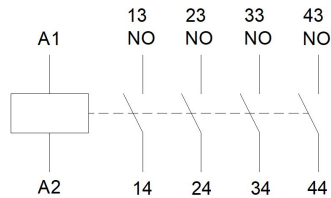


Note: The unit is mm. The tolerance for mounting holes: ± 0.5 ; for other external dimensions: ± 1.5 , unless otherwise specified.

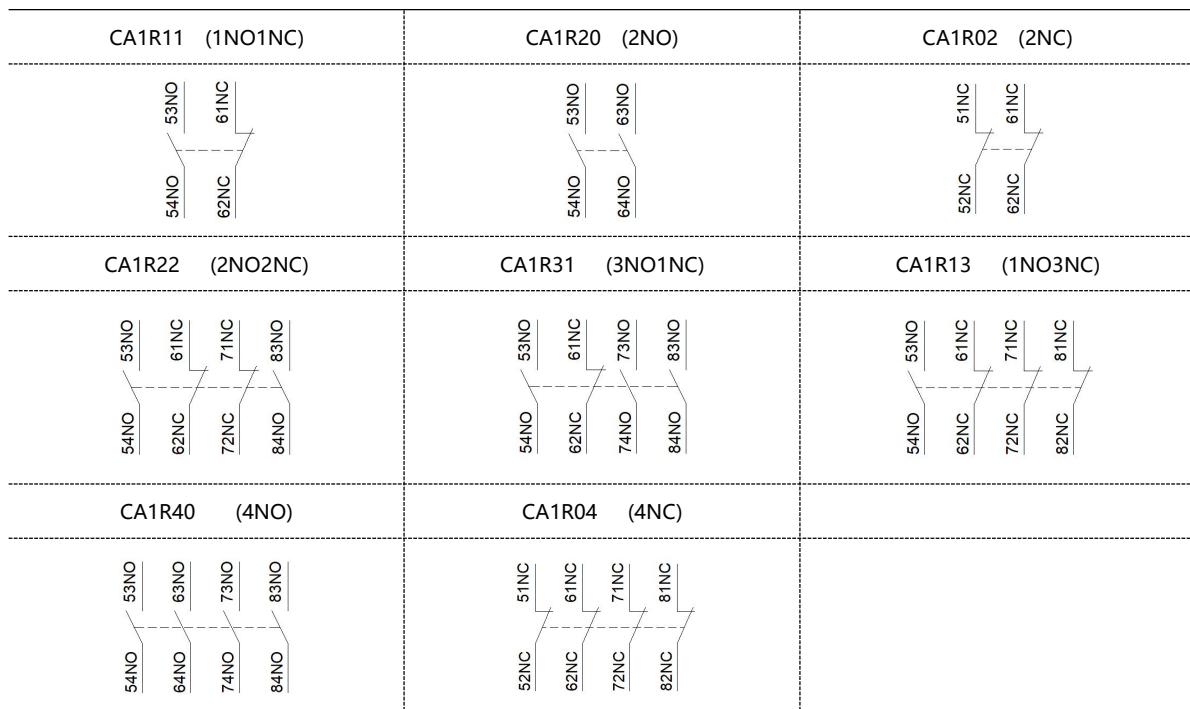
Wiring diagram

Contactor Relay

UECAN40 (4NO)



Top mounting auxiliary contact block (instantaneous auxiliary contact)



Side mounting auxiliary contact block (instantaneous auxiliary contact)

