



厦门宏发开关设备有限公司

Xiamen Hongfa Electrical Safety & Controls Co.,Ltd.

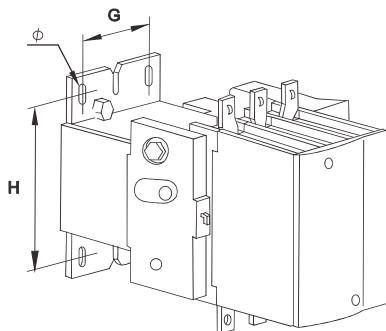
UEC1-115F...800F 系列交流接触器


UEC1-115F...800F Series AC Contactors

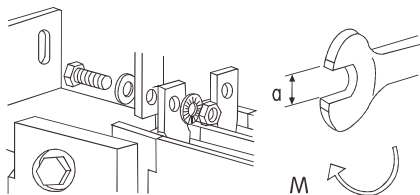
- * 可能有触电、爆炸或者电弧灼伤的危险!
- * 在此电力设备上工作时, 请先切断所有电源。
- * 若违背这些说明, 则可能会导致严重的人身伤害!
- * HAZARD OF ELECTRIC SHOCK,EXPLOSION,OR ARC FLASH.
- * Disconnect all power before servicing equipment.
- * Failure to follow these instructions will result in serious injury.

安装尺寸

Installation dimension and scheme



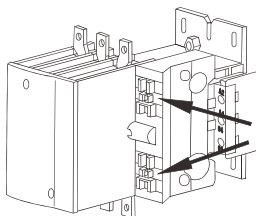
规格 Specs		115F 115F4 150F 150F4 185F 225F	265F 330F 330F4	400F 500F	630F 800F	630F4
单位: 毫米 Unit mm	G	80	96	80	180	240
	H	106-120		180		180
	Φ	M6		M8	M10	M10
		M8	M10			M12



规格 Specs	a mm	M Nm
115F	10	10
150F...185F	13	18
225F...500F	16	35
630F...800F	18	58

辅助模块安装

Installation of auxiliary parts



推荐采用下列辅助模块:

The following auxiliary parts are recommended:

辅助模块组:

Auxiliary contact blocks:

CA1R

内置NC辅助触头数

Number of Built-In Auxiliary NC Contact

内置NO辅助触头数

Number of Built-In Auxiliary NO Contact

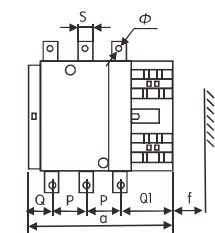
备注

Remarks

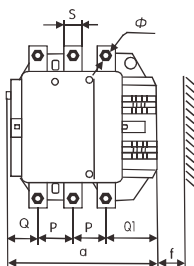
a) CA1R (2P): 2NC, 2NO, 1NO+1NC

b) CA1R (4P): 4NO, 4NC, 2NO+2NC, 3NO+1NC, 1NO+3NC

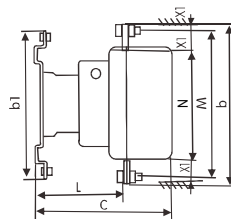
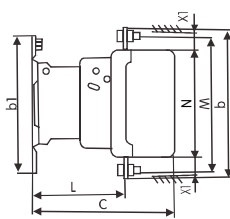
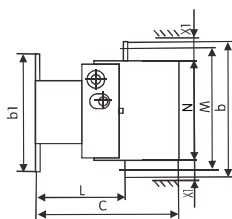
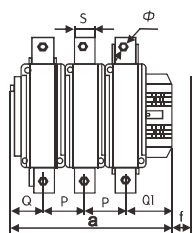
外形尺寸
Outline dimensions
115F...330F



400F, 500F



630F, 800F



单位: 毫米
Unit: mm

	115F	115F4	150F	150F4	185F	225F	265F	330F	330F4	400F	500F	630F	800F	630F4
a	163.5	200.5	163.5	200.5	168.5	168.5	201.5	213	261	213	233	309	389	
p	37		40		40	48	48	48		48	55	80		
Q	29.5		26	25	29	21	39	43		43	46	60	60	
Q1	60		57.5	55.5	59.5	51.5	66.5	74		74	77	89	89	
S	15		20		20	25	25	25		25	30	40		
Ø	M6		M8		M8	M10	M10	M10		M10	M10	M12		
f	131		131		130	130	147	147		151	169	201		
b	162		170		174	197	203	206		206	238	304		
b1	137		137		137	137	145	145		209	209	280		
M	147		150		154	172	178	181		181	208	264		
N	124		124		127	127	147	158		158	172	202		
C	171		171		181	181	213	219		219	232	255		
L	107		107		113.5	113.5	141	145		145	146	155		
X1 Ue ≤ 500V Ue > 500V											15 20	20 30		