

Miniature Circuit Breaker

UEB3-63 Series



INTRODUCTION



Sunban Industrial Park

Hongfa, (Shanghai Stock Exchange: 600885), founded in 1984, has been adhering to the enterprise spirit of “persevere for progress, strive for excellence”, and has built a complete industry system with complete categories and supporting facilities. At present, Hongfa has more than 30 subsidiaries and has established three districts of R & D and production bases. Its products cover various categories, such as medium and low voltage products, relays, high and low voltage switchgear, capacitors, precision parts and automation equipment.

Xiamen Hongfa Electrical Safety & Controls Co., Ltd. is a wholly-owned subsidiary of Hongfa, which specializes in R & D, design and manufacture medium and low voltage products. Its distribution apparatus, terminal apparatus, control apparatus and other products are widely used in real estate, electric power, new energy, industry, HVAC, transportation, information and other fields.

In the United States, Europe, Southeast Asia and other regions, Hongfa has established localized marketing and service networks with global market operation and technical service. Relying on professional and rigorous technical support, fast response and all-round service, safe and reliable product quality and high cost performance, Hongfa has reached business cooperation relationship with many global top 500 enterprises and other well-known enterprises, such as Enel, GE, Honeywell, Carrier, Trane, Johnson Controls, Danfoss, State Grid, China Southern Power Grid, CRRC, China Mobile, China Unicom, etc.



Donglin Industrial Park



Haicang Industrial Park



Zhongjiang Industrial Park



Zhangzhou Industrial Park



Zhoushan Industrial Park



Xi'an Factory

In terms of technology R & D and manufacturing, taking the national enterprise technology center as the platform, Hongfa has set up postdoctoral research workstation, academician and expert workstation. Now it has developed into a leading scientific research and production base in the industry. From product development, mold manufacturing, parts manufacturing, automated product assembly and online testing, Hongfa has successfully built an integrated whole industry chain of medium and low voltage products. In terms of product testing, Hongfa testing center has passed the certification of VDE, UL, CNAS and other international organizations, and has complete testing and analysis equipment for low-voltage products, such as 50kA ultimate short circuit test, 8kA electrical life test, 80kA characteristic test, mechanical simulation and testing system, electro-magnetic simulation and testing system.

Hongfa always adheres to the policy of "focused on the market, winning through quality", and has a completed quality assurance system. Its products have passed UL / CUL, VDE, CQC, CCC and other international safety certification. In the process of quality management, Hongfa actively implements the advanced quality concept, constantly improves the quality management system, continuously promotes the product process quality control and testing, strengthens the supply chain management, and is committed to providing each customer with high-quality products and creating greater value.

Advanced technology and strict quality control have created Hongfa's brand strength. Hongfa is willing to work hand in hand with global customers to share the convenience and well-being brought by science and technology.

CONTENT

UEB3-63 Series Miniature Circuit Breaker

01	Product Overview	05
02	Standard Operation and Installation Conditions	06
03	Ordering Information	06
04	Main Technical Data	07
05	Characteristic Curve	08
06	Derating Coefficient	09
07	Wiring Capability	10
08	Dimensions	10

Production Overview

Scope of Application

UEB3-63 miniature circuit breaker is mainly used in the circuit of rated voltage 230V/400V, with up to rated operational current 63A. Its purpose is to protect the circuit and electric installation from over current, short circuit and insulation function, and can be used for infrequent on/off operations.

M series (smart metering): short-circuit protection, overload resetting current protection, overvoltage and under-voltage auto reclosing, electric parameter metering, remote control, fault analysis, fault alarm, fault recording, RS485 communication and other functions.

Product Features

Provide safe use and protection

- Red and green indicating window to indicate the opening and closing status of the contact
- Level 2 electric shock protection for safer operation


Convenient installation

- Dual stable snap-on design for easy installation and disassembly





High electrical performance

- Equipped with overload and short circuit protection

Product Appearance



Standard

CB	CB	IEC 60898-1	UEB3-63 series
	CCC	GB/T 10963.1	UEB3-63 series
	CE	EN 60898-1	UEB3-63 series
	UKCA	BS EN60898-1	UEB3-63 series
	VDE	EN 60898-1	Only applicable for UEB3-63L/M (6...63A)

Standard Operation And Installation Conditions

- Operation temperature: -35°C ...+70°C
- Storage temperature: -40°C ...+85°C
- Altitude:< 2,000m
- Pollution degree: II
- Mounting category: II / III.
- Mounting condition: Install on 35mm DIN rail,the inclination between the mounting and the vertical surfaces not exceed $\pm 5^\circ$

Ordering Information

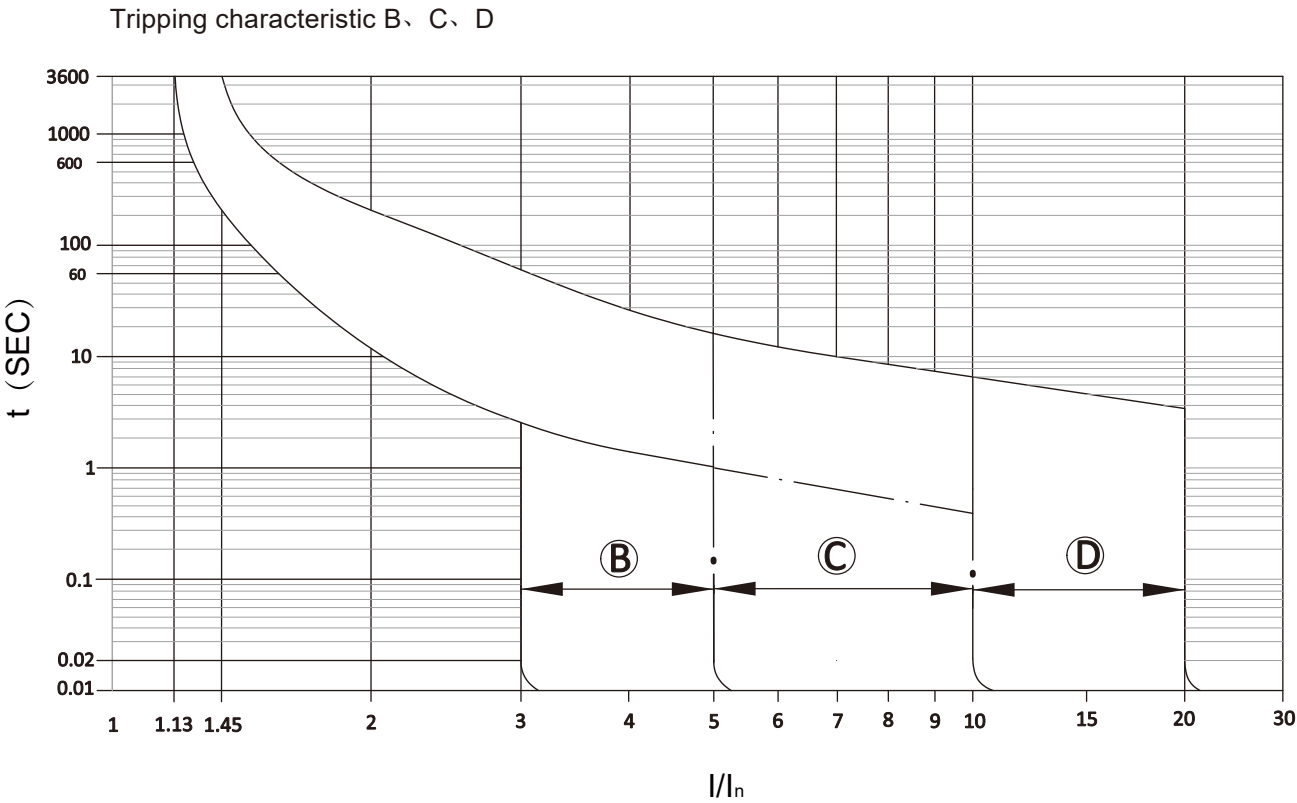
	UE	B	3	- 63	M	/C	06	1N
Company: Hongfa Electrical Safety & Controls Co., Ltd.								
Product: Miniature Circuit Breaker Series								
Design sequence: 3								
Frame size: 63: 63A								
Breaking capacity: L: 4,500A M: 6,000A H: 10,000A								
Instantaneous tripping characteristics: B: 3In...5In; C: 5In...10In; D:10In...20In								
Rated current: 01: 1A; 02: 2A; 03: 3A; 04: 4A; 06: 6A; 10: 10A; 13: 13A; 15: 15A; 16: 16A; 20: 20A; 25: 25A; 32: 32A; 40: 40A; 50: 50A; 63: 63A								
Number of poles: 1: 1P; 1N: 1P+N; 2: 2P; 3: 3P; 3N: 3P+N; 4: 4P								

Note: When the breaking capacity of 1A...4A breaker is L type, only B and C type instantaneous tripping characteristics are available

Main Technical Data

Electrical Characteristics		
Number of poles		1P, 1P+N, 2P, 3P, 3P+N, 4P
Instantaneous tripping characteristics		B: $3I_n...5I_n$; C: $5I_n...10I_n$; D: $10I_n...20I_n$
Breaking capacity	kA	UEB3-63L : $I_{cn}=I_{cs}=4.5$ UEB3-63M: $I_{cn}=I_{cs}=6$ UEB3-63H: $I_{cn}=10$, $I_{cs}=7.5$
Rated current I_n	A	1, 2, 3, 4, 6, 10, 13, 15, 16, 20, 25, 32, 40, 50, 63
Rated voltage U_e	V/AC	230/400 (1P); 230 (1P+N); 400 (2P/3P/3P+N/4P)
Rated operating frequency	Hz	50/60
Rated insulation voltage U_i	V	500
Rated impulse withstand voltage U_{imp}	kV	4
Power frequency withstand voltage	kV	2
Mechanical Characteristics		
Mechanical endurance	cycles	10,000
Electrical endurance	cycles	4,000
Protection degree		IP20
Contact indicator		OFF = Green ON = Red
Reference ambient temperature	°C	30
Damp & heat resistance (GB/T 2423.4)		28 cycles (55°C/90%-96% RH, 25°C/95%-100% RH)
Resistance to mechanical impact (GB/T 2423.5)		150 m/s ² , lasting for 11 ms with a half wave, for 18 impacts
Anti-vibration (GB/T 2423.10)		25...150Hz, 50 m/s ² , 90mins in total 35Hz, 60 m/s ² , 45mins in total
Others		
Weight (g)	1P	94.5
	1P+N	208
	2P	210.5
	3P	281.5
	3P+N	378.5
	4P	420.5
Product packaging		Carton 430mm×290mm×260mm
Wiring method		Upper line in

Characteristic Curve

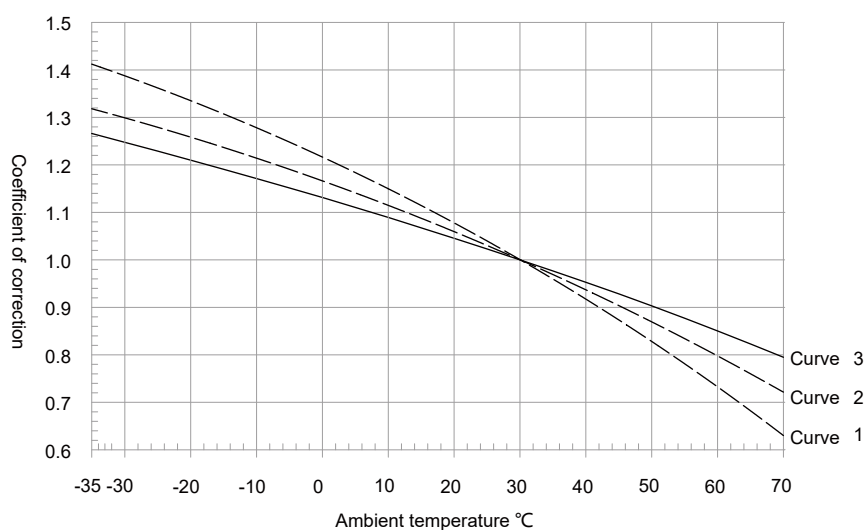


Derating Coefficient

Temperature Compensation Coefficient

At different ambient temperature, the rated value of the equipment normally should not exceed the corresponding supplement coefficient of the overload tripping current.

The curve of the correction coefficient															
Rated current (A)	01	02	03	04	06	10	13	15	16	20	25	32	40	50	63
B	1	1	1	1	1	1	2	2	2	2	2	2	2	2	3
C	1	1	1	1	1	1	2	2	2	2	2	2	2	2	3
D	1	1	1	1	1	1	2	2	2	2	2	2	2	2	3



Frequency Coefficient

Thermal tripping: unchanged

Electromagnetic trip: Multiply the corresponding value by the frequency factor K.

F (Hz)	16Hz~60Hz	100 Hz	200 Hz	300 Hz	400 Hz
K	1	1.1	1.2	1.4	1.5

Derating Coefficient In High Altitude Area

Altitude (m)	2,000	3,000	4,000	5,000
Rated current I_n	1	0.97	0.91	0.86
Rated insulation voltage U_i	1	0.90	0.82	0.76
Power-frequency withstand voltage	1	0.90	0.82	0.76
Rated impulse withstand voltage U_{imp}	1	0.90	0.82	0.76
Rated breaking capacity I_{cn}	1	0.87	0.77	0.67
Electrical endurance (cycles)	1	0.87	0.77	0.67

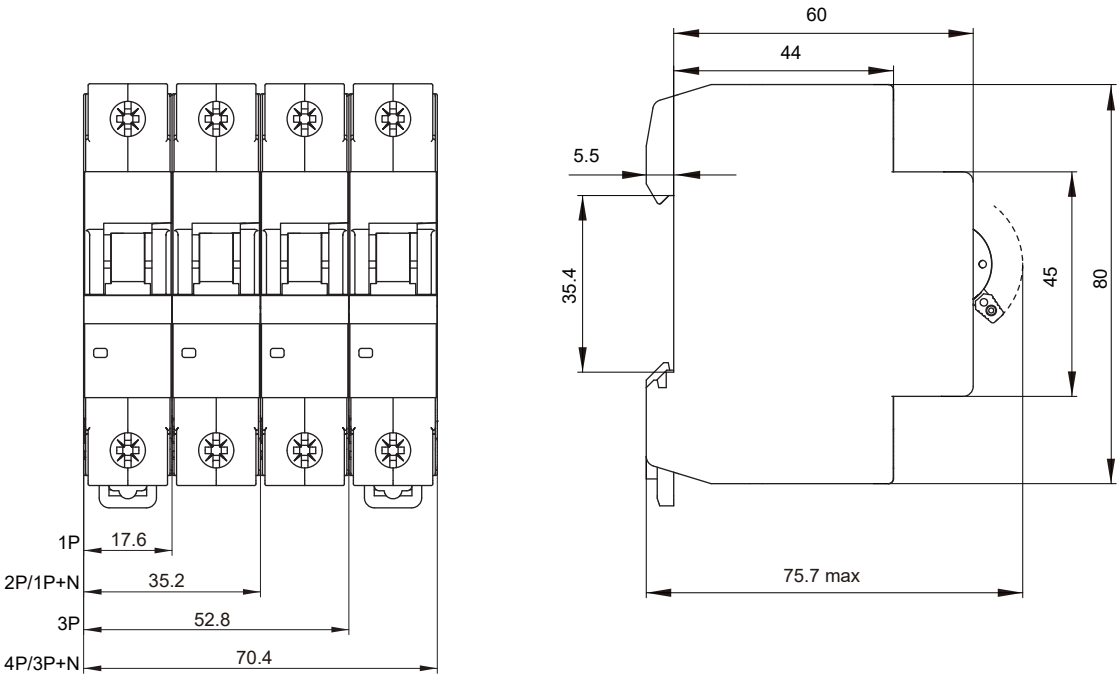
Wiring Capability

Press wiring ,connection to 0.75mm² ... 35mm² wire.

Terminal screw specification	Rated torque	IEC standard torque	Solid wire	Stranded copper wire
M5	2.0N·m	2.0N·m	0.75mm²...35mm²	0.75mm²...25mm²

Dimensions

Unit: mm



Note: The tolerance for width is ±0.4 (1P/1PN/2P), ±0.8 (3P/3PN/4P), and the remaining tolerance is ±1

Xiamen Hongfa Electroacoustic Co. Ltd

Add: No.560-578, Donglin Rd., Jimei North Ind. Dist., Xiamen, China

TEL: +86-592-6106688

FAX: +86-592-6106678

E-mail: marketing@hongfa.com

Marketing & Sales Network



Hongfa Europe GmbH

ADD: Marie-Curie-Ring 26, D-63477
Maintal, Germany

TEL: +49-6181-4306-0

E-mail: info@hongfa-europe.com

Hongfa America, Inc.

ADD: 20381 Hermana Circle, Lake
Forest, CA92630, USA

TEL: +1-714-669-2888

E-mail: sales@hongfaamerica.com

KG Technologies, Inc.

ADD: 6028 Stat Farm Drive
Rohnert Park, CA 94928, USA

TEL: +1.888.513.1874

E-mail: info@kgtechnologies.com

Hongfa Italy Srl

ADD: C/O Regus Business Center
Via Paracleso, 26 Agrate

B.za (MB), Italy

TEL: +39-0362-890-1544

E-mail: info@hongfa-europe.com

Hongfa Electroacoustic (Hongkong) Co., Ltd.

ADD: Rm 1810-12, 18/F., Shatin Galleria,
18-24 Shan Mei St., Fotan, N.T., HongKong

TEL: +852-2947-7889

E-mail: hongkong@hongfa.com

Shanghai Hongfa Electroacoustic Co., Ltd.

ADD: NO.51.341, Jiuxin Rd., Jiuting
Town, Songjiang Dist., Shanghai

TEL: +86-21-37693111

E-mail: shanghai@hongfa.com

Beijing Hongfa Electroacoustic Relay Co., Ltd.

ADD: 111Bldg, Phase IV Westside of Lian
-dong U Valley, Tongzhou Dist., Beijing

TEL: +86-10-56495556

E-mail: beijing@hongfa.com

Sichuan Hongfa Relay Co., Ltd.

ADD: 12F, Hongfa Building, No.6 Wuxing 4th
Road, Wuhou District, Chengdu

TEL: +86-28-86627550

E-mail: sichuan@hongfa.com

Hongfa India Branch

TEL: +91-9810415895

E-mail: amitkhuda@hongfa.com

TEL: +91-9971187792

E-mail: rohit@hongfa.com

Hongfa Korea Branch

ADD: RM302, Samwoo B/D, 286-4
Gaebong dong, Guro-gu,

Seoul, Korea

TEL: +82-10-5355-4899/+82-10-8704-4706

E-mail: korea@hongfa.com /
khlee@hongfa.com

Hongfa Brazil Branch

Non-automotive relay project

TEL: +86-0592-6196714

E-mail: southamerica@hongfa.com

Automotive relay project

TEL: +55-11-949697906

E-mail: mauro-loyola@hongfa.com

Hongfa Philippine Branch

TEL: +639177189352 / +639175780846

E-mail: nia-videna@hongfa.com

Hongfa Turkey Branch

TEL: +90-535-0221881

E-mail: info-turkey@hongfa.com

The relevant information on the products contained is for reference only.
For details, please consult our business staff.

Headquarter's Marketing & Sales Center

ADD: No.566-578, Donglin Rd., Jimei North Ind. Dist., Xiamen

E-mail: marketing@hongfa.com

SALES SERVICE HOTLINE

400-600-1502



HONGFA GROUP



HONGFA ELECTRIC

Printed in January 2024