

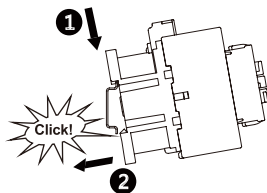
UEC1-09...170系列交流接触器 UEC1-09...170 AC Contactor

危险/ DANGER

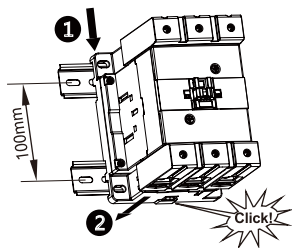
- * 可能有触电、爆炸或者电弧灼伤的危险!
- * 在此电力设备上工作时, 请先切断所有电源。
- * 若违背这些说明, 则可能会导致严重的人身伤害!
- * **HAZARD OF ELECTRIC SHOCK, EXPLOSION, OR ARC FLASH.**
- * Disconnect all power before servicing equipment.
- * **Failure to follow these instructions will result in serious injury.**

产品安装 Product Installation

UEC1-09...95

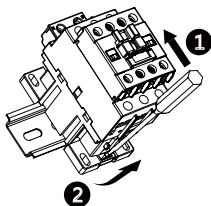


UEC1-115...170

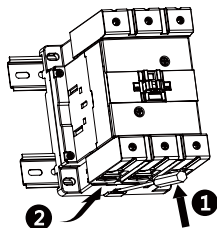


产品拆卸 Product Removal








UEC1-09...95



UEC1-115...170

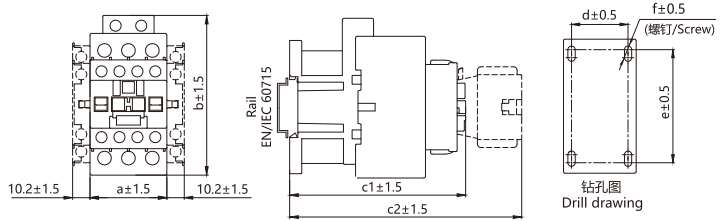


接线能力 Connecting capacity

| 产品型号 Product Type | |  | | | | |  |
|--|-----|--|-------------------------------|-------------------------------|--------------------|--|---|
| | | UEC1-09 UEC1-12 UEC1-18 UEC1-25L | UEC1-25 UEC1-32 UEC1-38 | UEC1-40 UEC1-50 UEC1-65 | UEC1-80 UEC1-95 | UEC1-115...T UEC1-150...T UEC1-170...T | |
|  | 1x | 1...6 | 1.5...10 | 2.5...35 | 4...50 | 10...120 | 1...4 |
| mm ² | 2x | | 2.5...10 | 2.5...25 | 4...25 | 10...120+10...50 | 1...4 |
|  | 1x | 1...6 | 2.5...10 | 2.5...35 | 4...50 | 10...120 | 1...4 |
| mm ² | 2x | | | 2.5...16 | 4...25 | 10...120+10...50 | 1...4 |
|  | 1x | 1...6 | 1.5...10 | 2.5...25 | 4...50 | 10...120 | 1...4 |
| mm ² | 2x | 1...4 | 1.5...6 | 2.5...16 | 4...16 | 10...120+10...50 | 1...2.5 |
|  | L ≤ | 9.6 | 12 | — | | — | 8.1 |
| | l > | 3.7 | 4.2 | | | | 3.7 |
|  C N·m | | 1.5 | 2.5 | 5 | 9 | 12 | 1.2 |

注：115A~170A 螺栓接线型（螺栓规格M8×25）一紧固力矩12N·m，线排尺寸（18×3）mm，线排数最多为2。
Note: 115A...170A bolt connection type(bolt specification:M8×25)—tightening torque:12N·m,the size of bar: (18×3) mm,Number of bars:2 max.

外形及安装尺寸 Outline and Installation Dimension



| 产品型号 Product Type | 线圈 Coil | a | b | c1 | c2 | d | e | f | 导轨 Rail |
|--|-------------|-----|-------|-------|-----|--------|-------|------------|------------|
| UEC1-09 UEC1-12 UEC1-18 UEC1-25L | AC | 45 | 90 | 96 | 129 | 35 | 60/70 | φ 4.5 (M4) | 35 |
| | DC | 45 | 90 | 103 | 136 | 35 | 60/70 | φ 4.5 (M4) | 35 |
| UEC1-25 UEC1-32 UEC1-38 | AC | 45 | 92.5 | 100 | 133 | 35 | 60/70 | φ 4.5 (M4) | 35 |
| | DC | 45 | 92.5 | 107 | 140 | 35 | 60/70 | φ 4.5 (M4) | 35 |
| UEC1-40 UEC1-50 UEC1-65 | AC AC/DC | 63 | 112.5 | 132 | 165 | 40/50 | 100 | φ 4.5 (M4) | 35 or 75 |
| UEC1-80 UEC1-95 | AC AC/DC | 70 | 121 | 137.5 | 170 | 50/60 | 105 | φ 5 (M4) | 35 or 75 |
| UEC1-115 UEC1-150 UEC1-170 | AC | 120 | 180 | 137 | 170 | 96/108 | 130 | φ 6.5 (M6) | 2×35 |
| UEC1-115...T UEC1-150...T UEC1-170...T | AC | 120 | 158 | 141 | 170 | 96/108 | 130 | φ 6.5 (M6) | 2×35 |