

# Product datasheet



## Specifications



## Contactor, UEC1-115F, 3P (3NO), DC Coil

### Main

Product Series	UEC1			
Product or Component Type	Contactor			
Device Short Name	UEC1-115F			
Contactor Application	Motor control			
	Resistive load			
Utilisation Category	AC-3			
	AC-4			
	AC-1			
Poles Description	3P			
[Ue] Rated Operational Voltage	Power circuit: $\leq 690$ V AC 50/60Hz			
[Ie] Rated Operational Current	115 A (at $\leq 40$ °C) at $\leq 400$ V AC AC-3 for power circuit			
	200 A (at $\leq 40$ °C) at $\leq 690$ V AC AC-1 for power circuit			
[Us] Control Circuit Voltage	Voltage (VDC):	24	48	110 220
	Code:	BD	ED	FD MD

### Complementary

Motor Power kW	30 kW at 220/240 V AC 50/60 Hz (AC-3)
	55 kW at 380/400 V AC 50/60 Hz (AC-3)
	59 kW at 415 V AC 50/60 Hz (AC-3)
	59 kW at 440 V AC 50/60 Hz (AC-3)
	75 kW at 500 V AC 50/60 Hz (AC-3)
	80 kW at 660/690 V AC 50/60 Hz (AC-3)
Pole Contact Composition	3 NO
[Ith] Conventional Free Air Thermal Current	200 A (at $\leq 40$ °C) for power circuit
[Icw] Rated Short-Time Withstand Current	1100 A $\leq 40$ °C - 10 s for power circuit
	640 A $\leq 40$ °C - 30 s for power circuit
	520 A $\leq 40$ °C - 1 min for power circuit
	400 A $\leq 40$ °C - 3 min for power circuit

	320 A $\leq 40$ °C - 10 min for power circuit
Associated Fuse Rating	200 A gG at $\leq 400$ V coordination type 2 for power circuit
Average Impedance	0.37 m $\Omega$ - lth 50 Hz for power circuit
[Ui] Rated Insulation Voltage	Power circuit: 1000 V conforming to IEC 60947-4-1
Overvoltage Category	III
Pollution Degree	3
[Uimp] Rated Impulse Withstand Voltage	8 kV conforming to IEC 60947
Mechanical Durability	3 M cycles
Electrical Durability	0.6 M cycles 115 A AC-3 at $U_e \leq 400$ V
Control Dircuit Type	DC
Control Circuit Voltage Limits	0.85...1.1 Us (-5...40 °C): operational 0.1...0.75 Us (-5...40 °C): drop-out
Inrush Power in VA	543...834 VA (at 25 °C)
Hold-in Power Consumption in VA	3.9...4.9 VA (at 25 °C)
Operating Time	30...40 ms closing, 30...50 ms opening
Maximum Operating Rate	Electrical: 600 cycs/h Mechanical: 1200 cycs/h
Connections - Terminals	Power circuit lugs-ring terminals 1 95 mm <sup>2</sup> Power circuit connector 1 95 mm <sup>2</sup> Power circuit bar 2 16 x 3 mm Power circuit bolted connection M6 Control circuit: screw clamp terminals 1 1...4 mm <sup>2</sup> (AWG 18...12)- cable stiffness: flexible without cable end Control circuit: screw clamp terminals 2 1...4 mm <sup>2</sup> (AWG 18...12)- cable stiffness: flexible without cable end Control circuit: screw clamp terminals 1 1...4 mm <sup>2</sup> (AWG 18...12) - cable stiffness: flexible with cable end Control circuit: screw clamp terminals 2 1...2.5 mm <sup>2</sup> (AWG 18...14)- cable stiffness: flexible with cable end Control circuit: screw clamp terminals 1 1...4 mm <sup>2</sup> (AWG 18...12) - cable stiffness: solid without cable end Control circuit: screw clamp terminals 2 1...4 mm <sup>2</sup> (AWG 18...12) - cable stiffness: solid without cable end
Tightening Torque	Power circuit: 89 lb.in (10 N·m)- on bolt locking terminals - with external hexagonal wrench 10 Control circuit: 11 lb.in (1.2 N·m) - on screw clamp terminals - with screwdriver flat $\varnothing$ 6 mm Control circuit: 11 lb.in (1.2 N·m) - on screw clamp terminals - with screwdriver Philips No 2
Mounting Support	Screw

## Environment

Standards	GB/T 14048.4, IEC/EN 60947-4-1, BS EN 60947-4-1
-----------	---

Product Certifications	CCC, CE, UKCA
IP Degree of Protection	IP00 front face conforming to IEC 60529
Permissible Ambient Air Temperature Around the Device	-5...40 °C for normal operating 40...70 °C with derating (for operation in the range of Us...1.1Us) Storage: -60...80 °C
Operating Altitude	0...3000 m without derating
Fire Resistance	Current-carrying parts: 850 °C conforming to IEC 60695-2-11
Height	162 mm
Width	163.5 mm
Depth	171 mm
Net Weight	3.60 kg

## Packing Units

Unit Type of Package 1	1 box
Number of Units in Package 1	1 pcs
Package 1 Height	21.7 cm
Package 1 Width	19.3 cm
Package 1 Length	24.0 cm
Package 1 Weight	4.50 kg
Unit type of Package 2	1 carton
Number of Units in Package 2	4 pcs
Package 2 Height	24.0 cm
Package 2 Width	42.0 cm
Package 2 Length	51.0 cm
Package 2 Weight	18.0 kg

## Offer Sustainability

EU RoHS Directive	Conforming
Mercury Free	Yes
China RoHS Regulation	Conforming
RoHS Exemption Information	Yes

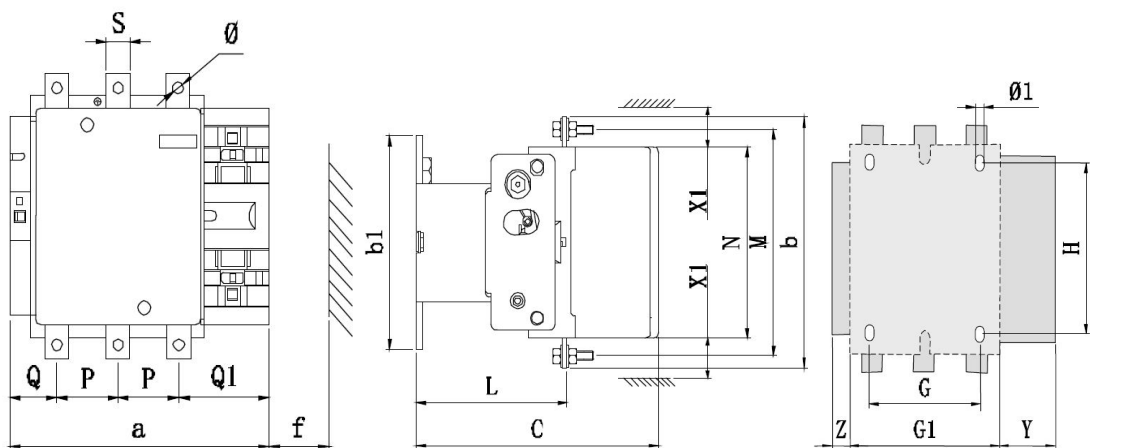
## Contractual Warranty

Warranty	18 months
----------	-----------

## Dimensions

UEC1-115F (3P, DC coil)

AC contactor:




	UEC1-115F
a	163.5
P	37
Q	29.5
Q1	60
S	15
Ø	M6
f	131
b	162
b1	137
M	147
N	124
C	171
L	107
G	80
H	120 ~ 106
Ø1	6.5
G1	106
Z	13.5
Y	44
X1	10 ( $U_e \leq 500V$ )、15 ( $U_e > 500V$ )

Note: Unit: mm

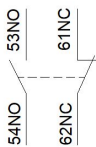
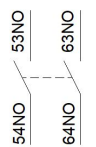
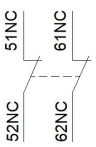
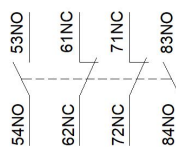
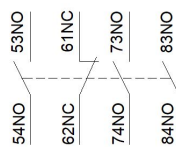
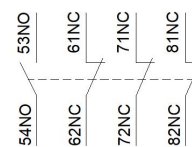
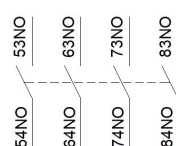
f: Minimum distance required for coil removal.

X1: Minimum electrical clearance according to operational voltage and breaking capacity.

## Wiring diagram



Top mounting auxiliary contact block (instantaneous auxiliary contact)

<p>CA1R11 (1NO1NC)</p> 	<p>CA1R20 (2NO)</p> 	<p>CA1R02 (2NC)</p> 
<p>CA1R22 (2NO2NC)</p> 	<p>CA1R31 (3NO1NC)</p> 	<p>CA1R13 (1NO3NC)</p> 
<p>CA1R40 (4NO)</p> 	<p>CA1R04 (4NC)</p> 