


Product datasheet



Specifications



Contactor, UEC1-265F, 3P (3NO), AC Coil

Main

Product Series	UEC1				
Product or Component Type	Contactor				
Device Short Name	UEC1-265F				
Contactor Application	Motor control				
	Resistive load				
Utilisation Category	AC-3				
	AC-4				
	AC-1				
Poles Description	3P				
[Ue]Rated Operational Voltage	Power circuit: ≤ 690 V AC 50/60Hz				
[Ie]Rated Operational Current	265 A (at ≤ 40 °C) at ≤ 400 V AC AC-3 for power circuit				
	350 A (at ≤ 40 °C) at ≤ 690 V AC AC-1 for power circuit				
[Us] Control Circuit Voltage (AC 50/60Hz)	Voltage (V): 24 36 110 220 -230 380 -400				
	Code: B7 CC7 F7 M7 Q7				

Complementary

Motor Power kW	75 kW at 220/240 V AC 50/60 Hz (AC-3)				
	132 kW at 380/400 V AC 50/60 Hz (AC-3)				
	140 kW at 415 V AC 50/60 Hz (AC-3)				
	140 kW at 440 V AC 50/60 Hz (AC-3)				
	160 kW at 500 V AC 50/60 Hz (AC-3)				
	160 kW at 660/690 V AC 50/60 Hz (AC-3)				
Pole Contact Composition	3 NO				
[Ith] Conventional Free Air Thermal Current	350 A (at ≤ 40 °C) for power circuit				
[Icw] Rated Short-Time Withstand Current	2200 A ≤ 40 °C - 10 s for power circuit				
	1230 A ≤ 40 °C - 30 s for power circuit				
	950 A ≤ 40 °C - 1 min for power circuit				
	620 A ≤ 40 °C - 3 min for power circuit				

	480 A ≤ 40 °C - 10 min for power circuit
Associated Fuse Rating	400 A gG at ≤ 400 V coordination type 2 for power circuit
Average Impedance	0.3 m Ω - lth 50 Hz for power circuit
[Ui] Rated Insulation Voltage	Power circuit: 1000 V conforming to IEC 60947-4-1
Overvoltage Category	III
Pollution Degree	3
[Uimp] Rated Impulse Withstand Voltage	8 kV conforming to IEC 60947
Mechanical Durability	3 M cycles
Electrical Durability	0.5 M cycles 265 A AC-3 at $U_e \leq 400$ V
Control Dircuit Type	AC at 50/60 Hz standard
Control Circuit Voltage Limits	0.85...1.1 Us (-5...40 °C): operational AC 50/60 Hz 0.2...0.75 Us (-5...40 °C): drop-out AC 50/60 Hz
Inrush Power in VA	600...700 VA 50/60 Hz (at 25 °C)
Hold-in Power Consumption in VA	8...12 VA 50/60 Hz (at 25 °C)
Operating Time	40...65 ms closing, 100...170 ms opening
Maximum Operating Rate	Electrical: 600 cycs/h Mechanical: 1200 cycs/h
Connections - Terminals	Power circuit lugs-ring terminals 1 240 mm ² Power circuit connector 1 240 mm ² Power circuit bar 2 32 x 4 mm Power circuit bolted connection M10 Control circuit: screw clamp terminals 1 1...4 mm ² (AWG 18...12)- cable stiffness: flexible without cable end Control circuit: screw clamp terminals 2 1...4 mm ² (AWG 18...12)- cable stiffness: flexible without cable end Control circuit: screw clamp terminals 1 1...4 mm ² (AWG 18...12) - cable stiffness: flexible with cable end Control circuit: screw clamp terminals 2 1...2.5 mm ² (AWG 18...14)- cable stiffness: flexible with cable end Control circuit: screw clamp terminals 1 1...4 mm ² (AWG 18...12) - cable stiffness: solid without cable end Control circuit: screw clamp terminals 2 1...4 mm ² (AWG 18...12) - cable stiffness: solid without cable end
Tightening Torque	Power circuit: 310 lb.in (35 N·m)- on bolt locking terminals - with external hexagonal wrench 16 Control circuit: 11 lb.in (1.2 N·m) - on screw clamp terminals - with screwdriver flat \varnothing 6 mm Control circuit: 11 lb.in (1.2 N·m) - on screw clamp terminals - with screwdriver Philips No 2
Mounting Support	Screw

Environment

Standards	GB/T 14048.4, IEC/EN 60947-4-1, BS EN 60947-4-1
-----------	---

Product Certifications	CCC, CE, UKCA
IP Degree of Protection	IP00 front face conforming to IEC 60529
Permissible Ambient Air Temperature Around the Device	-5...40 °C for normal operating 40...70 °C with derating (for operation in the range of Us...1.1Us) Storage: -60...80 °C
Operating Altitude	0...3000 m without derating
Fire Resistance	Current-carrying parts: 850 °C conforming to IEC 60695-2-11
Height	203 mm
Width	201.5 mm
Depth	213 mm
Net Weight	7.10 kg

Packing Units

Unit Type of Package 1	1 box
Number of Units in Package 1	1 pcs
Package 1 Height	25.5 cm
Package 1 Width	25.0 cm
Package 1 Length	25.0 cm
Package 1 Weight	8.25 kg
Unit type of Package 2	1 carton
Number of Units in Package 2	2 pcs
Package 2 Height	27.5 cm
Package 2 Width	27.5 cm
Package 2 Length	52.5 cm
Package 2 Weight	16.50 kg

Offer Sustainability

EU RoHS Directive	Conforming
Mercury Free	Yes
China RoHS Regulation	Conforming
RoHS Exemption Information	Yes

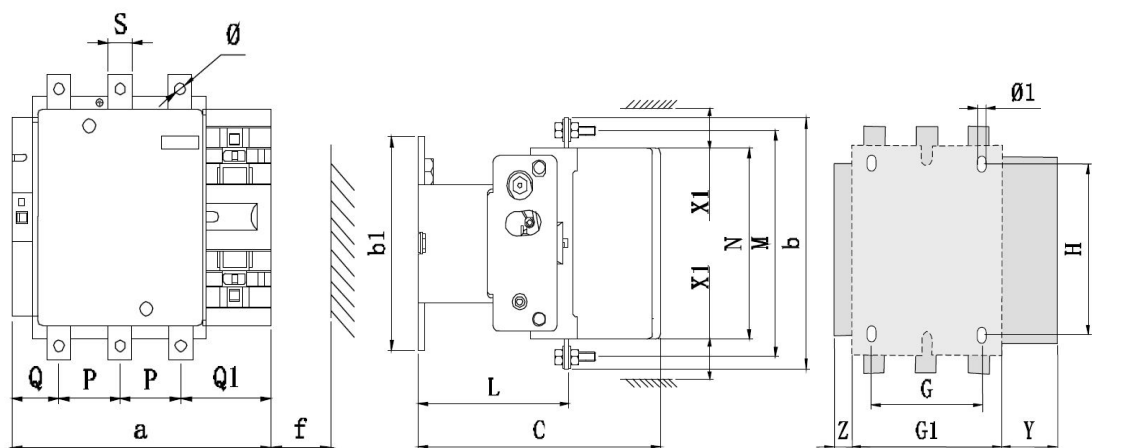
Contractual Warranty

Warranty	18 months
----------	-----------

Dimensions

UEC1-265F (3P, AC coil)

AC contactor:



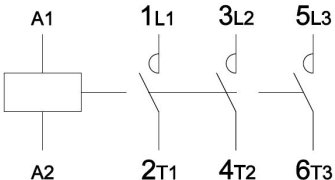
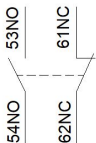
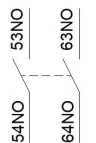
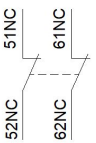
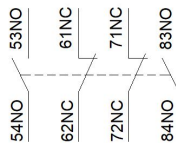
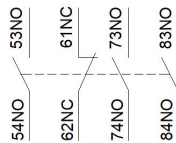
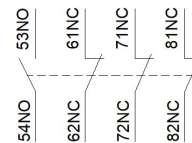
UEC1-265F	
a	201.5
P	48
Q	39
Q1	66.5
S	25
Ø	M10
f	147
b	203
b1	145
M	178
N	147
C	213
L	141
G	96
H	120 ~ 106
Ø1	6.5
G1	140
Z	20.5
Y	38
X1	10 ($U_e \leq 500V$) 、 15 ($U_e > 500V$)

Note: Unit: mm

f: Minimum distance required for coil removal.

X1: Minimum electrical clearance according to operational voltage and breaking capacity.

Wiring diagram

AC contactor		
3P		
		
Top mounting auxiliary contact block (instantaneous auxiliary contact)		
CA1R11 (1NO1NC)	CA1R20 (2NO)	CA1R02 (2NC)
		
CA1R22 (2NO2NC)	CA1R31 (3NO1NC)	CA1R13 (1NO3NC)
		
CA1R40 (4NO)	CA1R04 (4NC)	
